

May 25, 2021

To,  
**Department of Corporate Services**  
**BSE Limited**  
P J Towers, Dalal Street,  
Fort, Mumbai -400001  
Scrip Code: 540725

To,  
**The Listing Department**  
**National Stock Exchange of India Limited**  
Exchange Plaza, C-1, Block G, Bandra Kurla  
Complex, Bandra (E), Mumbai 400051  
SYMBOL: SHAREINDIA

**Sub:Disclosure under Regulation 30 & 33 of the SEBI (Listing Obligations and Disclosure Requirements) Regulations, 2015**

**Re: Submission of Audited Standalone and Consolidated Financial Results for the Quarter and Financial Year ended on 31<sup>st</sup>March, 2021**

Dear Sir,

In compliance with the provisions of Regulation 30 and Regulation 33 of the SEBI (Listing Obligations and Disclosure Requirements) Regulations, 2015, we are pleased to inform you that the Board of Directors of the Company at their Meeting held today i.e. on Tuesday, May 25, 2021 have approved the Audited Standalone and Consolidated Financial Results for the Quarter and Financial year ended on 31<sup>st</sup>March, 2021.

With regard to the above, please find attached herewith the following:

1. Auditor's Report in respect Audited Standalone and Consolidated Financial Results;
2. Audited Standalone and Consolidated Financial Results for the Quarter and Financial Year ended on 31<sup>st</sup>March, 2021; and
3. Declaration of unmodified opinion in terms of Regulation 33(3)(d) of SEBI (LODR) Regulations, 2015.

The Board Meeting commenced at 06:00 P.M. and concluded at 07:45 P.M.

We request you to take the same on your records.

**For Share India Securities Limited**

For Share India Securities Limited

*Vikas Aggarwal*  
Company Secretary

**Vikas Aggarwal**  
**Company Secretary & Compliance Officer**  
**M.No.: FCS 5512**

Enclosure: As Above



**INDEPENDENT AUDITORS REPORT  
ON AUDIT OF STANDALONE FINANCIAL RESULTS**

**TO THE BOARD OF DIRECTORS OF  
SHARE INDIA SECURITIES LIMITED**

We have audited the accompanying statement of Standalone Financial Results ("Statement") of **Share India Securities Limited** ("the company") for the quarter and financial year ended 31<sup>st</sup> March, 2021, attached herewith, being submitted by the company pursuant to the requirement of Regulation 33 of the SEBI (Listing Obligations and Disclosure Requirements) Regulations, 2015, as amended.

In our opinion and to the best of our information and according to the explanations given to us these standalone financial results:

- i. are presented in accordance with the requirements of Regulation 33 of the Listing Regulations in this regard; and
- ii. give a true and fair view in conformity with the recognition and measurement principles laid down in the applicable accounting standards and other accounting principles generally accepted in India of the net profit and other comprehensive income and other financial information for the quarter and financial year ended 31<sup>st</sup> March, 2021.

**Basis for Opinion**

We conducted our audit in accordance with the Standards on Auditing (SAs) specified under section 143(10) of the Companies Act, 2013 (the Act). Our responsibilities under those Standards are further described in the *Auditor's Responsibilities for the Audit of the Standalone Financial Results* section of our report. We are independent of the Company in accordance with the Code of Ethics issued by the Institute of Chartered Accountants of India together with the ethical requirements that are relevant to our audit of the financial results under the provisions of the Companies Act, 2013 and the Rules thereunder, and we have fulfilled our other ethical responsibilities in accordance with these requirements and the Code of Ethics. We believe that the audit evidence we have obtained is sufficient and appropriate to provide a basis for our opinion.

**Management's Responsibilities for the Standalone Financial Results**

These quarterly financial results as well as the year to date standalone financial results have been prepared on the basis of the financial statements. The Company's Board of Directors are responsible for the preparation of these standalone financial results that give a true and fair view of the net profit and other comprehensive income and other financial information in accordance with the accounting principles generally accepted in India and in compliance with Regulation 33 of the Listing Regulations.

This responsibility also includes maintenance of adequate accounting records in accordance with the provisions of the Act for safeguarding the assets of the Company and for preventing and detecting frauds and other irregularities; selection and application of appropriate accounting policies; making judgments and estimates that are reasonable and prudent; and design, implementation and maintenance of adequate internal financial controls, that were operating effectively for ensuring the accuracy and completeness of the accounting records, relevant to the preparation and presentation of the standalone financial results that give a true and fair view and are free from material misstatement, whether due to fraud or error.



In preparing the standalone financial results, the Board of Directors are responsible for assessing the Company's ability to continue as a going concern, disclosing, as applicable, matters related to going concern and using the going concern basis of accounting unless the Board of Directors either intends to liquidate the Company or to cease operations, or has no realistic alternative but to do so.

The Board of Directors are also responsible for overseeing the Company's financial reporting process.

#### **Auditor's Responsibilities for the Audit of the Standalone Financial Results**

Our objectives are to obtain reasonable assurance about whether the standalone financial results as a whole are free from material misstatement, whether due to fraud or error, and to issue an auditor's report that includes our opinion. Reasonable assurance is a high level of assurance, but is not a guarantee that an audit conducted in accordance with SAs will always detect a material misstatement when it exists. Misstatements can arise from fraud or error and are considered material if, individually or in aggregate, they could reasonably be expected to influence the economic decisions of users taken on the basis of these standalone financial results.

As part of an audit in accordance with SAs, we exercise professional judgment and maintain professional skepticism throughout the audit. We also:

- Identify and assess the risks of material misstatement of the standalone financial results, whether due to fraud or error, design and perform audit procedures responsive to those risks, and obtain audit evidence that is sufficient and appropriate to provide a basis for our opinion. The risk of not detecting a material misstatement resulting from fraud is higher than for one resulting from error, as fraud may involve collusion, forgery, intentional omissions, misrepresentations, or the override of internal control;
- Obtain an understanding of internal control relevant to the audit in order to design audit procedures that are appropriate in the circumstances, but not for the purpose of expressing an opinion on the effectiveness of the Company's internal controls;
- Evaluate the appropriateness of accounting policies used and the reasonableness of accounting estimates and related disclosures made by the Board of Directors;
- Conclude on the appropriateness of the Board of Directors' use of the going concern basis of accounting and, based on the audit evidence obtained, whether a material uncertainty exists related to events or conditions that may cast significant doubt on the Company's ability to continue as a going concern. If we conclude that a material uncertainty exists, we are required to draw attention in our auditor's report to the related disclosures in the standalone financial results or, if such disclosures are inadequate, to modify our opinion. Our conclusions are based on the audit evidence obtained up to the date of our auditor's report. However, future events or conditions may cause the Company to cease to continue as a going concern; and
- Evaluate the overall presentation, structure and content of the standalone financial results, including the disclosures, and whether the standalone financial results represent the underlying transactions and events in a manner that achieves fair presentation.

We communicate with those charged with governance regarding, among other matters, the planned scope and timing of the audit and significant audit findings, including any significant deficiencies in internal control that we identify during our audit.

We also provide those charged with governance with a statement that we have complied with relevant ethical requirements regarding independence, and to communicate with them all relationships and other matters that may reasonably be thought to bear on our independence, and where applicable, related safeguards.

#### **Other Matter**




The Statement includes the results for the quarter ended 31st March, 2021 being the balancing figure between audited figures in respect of the full financial year and the published unaudited year to date figures up to the third quarter of the current financial year which were subject to limited review by us.



For SVP & Associates  
Chartered Accountants  
FRN: 003838N

Place: New Delhi  
Date: 25.05.2021  
UDIN:21089797AAAAEB5676

  
CA Sudarshan Kumar  
Partner  
M. No. 089797



**INDEPENDENT AUDITOR'S REPORT  
ON AUDIT OF CONSOLIDATED FINANCIAL RESULTS**

**TO THE BOARD OF DIRECTORS  
SHARE INDIA SECURITIES LIMITED**

We have audited the accompanying statement of Consolidated Financial Results ("Statement") of **Share India Securities Limited** (hereinafter referred to as the 'Holding Company') and its subsidiaries and associate (Holding Company and its subsidiaries and associate together referred to as "the Group") for the year ended 31st March, 2021 being submitted by the Company pursuant to the requirement of Regulation 33 of the SEBI (Listing Obligations and Disclosure Requirements) Regulations, 2015, as amended.

In our opinion and to the best of our information and according to the explanations given to us and based on the consideration of reports on separate audited financial statements of the subsidiaries and associate, the aforesaid Consolidated Financial Results:

I. includes the results of the following entities:

Sr. No.	Name of the Entity	Relationship
1	Share India Capital Services Private Limited	Subsidiary Company
2.	Share India Securities (IFSC) Private Limited	Subsidiary Company
3.	Share India Insurance Brokers Private Limited	Subsidiary Company
4.	Share India Fincap Private Limited (Formerly Windpipe Finvest Private Limited)	Subsidiary Company
5.	Total Securities (IFSC) Private Limited	Subsidiary Company
6.	Total Securities Overseas Limited	Subsidiary Company
7.	Total Commodities (India) Private Limited	Subsidiary Company
8.	Share India Global Pte. Ltd.	Subsidiary Company
9.	Share India Smile Foundation	Subsidiary Company
10.	Share India Commodity Brokers Private Limited	Associate Company

- II. are presented in accordance with the requirements of Regulation 33 of the SEBI (Listing Obligations and Disclosure Requirements) Regulations, 2015 as amended.; and
- III. gives a true and fair view in conformity with the recognition and measurement principles laid down in the applicable Indian Accounting Standards, and other accounting principles generally accepted in India, of the net profit and other comprehensive income and other financial information for the year ended 31st March, 2021.

**Basis for Opinion**

We conducted our audit in accordance with the Standards on Auditing (SAs) specified under section 143(10) of the Companies Act, 2013 ("Act"). Our responsibilities under those Standards are further described in the *Auditor's Responsibilities for the Audit of the Consolidated Financial Results* section



of our report. We are independent of the Company its subsidiaries and associates in accordance with the Code of Ethics issued by the Institute of Chartered Accountants of India together with the ethical requirements that are relevant to our audit of the financial statements under the provisions of the Companies Act, 2013 and the Rules thereunder, and we have fulfilled our other ethical responsibilities in accordance with these requirements and the Code of Ethics. We believe that the audit provides a reasonable basis for our opinion and other accounting principles generally accepted in India and in compliance with Regulation 33 of the SEBI (Listing Obligations and Disclosure Requirements) Regulations, 2015.

### **Management's Responsibilities for the Consolidated Financial Results**

These Consolidated Financial Results have been prepared on the basis of the Consolidated annual financial statements. The Holding Company's Board of Directors are responsible for the preparation and presentation of these Consolidated Financial Results that give a true and fair view of the net profit and other comprehensive income and other financial information of the Group in accordance with the Indian Accounting Standards prescribed under Section 133 of the Act read with the relevant rules issued thereunder and other accounting principles generally accepted in India and in compliance with Regulation 33 of the Listing Regulations. The respective Board of Directors of the companies included in the Group are responsible for maintenance of adequate accounting records in accordance with the provisions of the Act for safeguarding the assets of the Group and for preventing and detecting frauds and other irregularities; selection and application of appropriate accounting policies; making judgments and estimates that are reasonable and prudent; and design, implementation and maintenance of adequate internal financial controls, that were operating effectively for ensuring the accuracy and completeness of the accounting records, relevant to the preparation and presentation of the Consolidated Financial Results that give a true and fair view and are free from material misstatement, whether due to fraud or error, which have been used for the purpose of preparation of the Consolidated Financial Results by the Directors of the Holding Company, as aforesaid.

In preparing the Consolidated Financial Results, respective Board of Directors of the Companies included in the Group are responsible for assessing the ability of the Group to continue as a going concern, disclosing, as applicable, matters related to going concern and using the going concern basis of accounting unless the respective Board of Directors either intends to liquidate the Group or to cease operations, or has no realistic alternative but to do so.

The respective Board of Directors of companies included in the Group are responsible for overseeing the financial reporting process of the Group.

### **Auditor's Responsibilities for the Audit of the Consolidated Financial Results**

Our objectives are to obtain reasonable assurance about whether the Consolidated Financial Results as a whole are free from material misstatement, whether due to fraud or error, and to issue an auditor's report that includes our opinion. Reasonable assurance is a high level of assurance, but is not a guarantee that an audit conducted in accordance with SAs will always detect a material misstatement when it exists. Misstatements can arise from fraud or error and are considered material if, individually or in aggregate, they could reasonably be expected to influence the economic decisions of users taken on the basis of these Consolidated Financial Results.



As part of an audit in accordance with SAs, we exercise professional judgment and maintain professional skepticism throughout the audit. We also:

- Identify and assess the risks of material misstatement of the Consolidated Financial Results, whether due to fraud or error, design and perform audit procedures responsive to those risks, and obtain audit evidence that is sufficient and appropriate to provide a basis for our opinion. The risk of not detecting a material misstatement resulting from fraud is higher than for one resulting from error, as fraud may involve collusion, forgery, intentional omissions, misrepresentations, or the override of internal control;
- Obtain an understanding of internal control relevant to the audit in order to design audit procedures that are appropriate in the circumstances, but not for the purpose of expressing an opinion on the effectiveness of the Company's internal controls;
- Evaluate the appropriateness of accounting policies used and the reasonableness of accounting estimates and related disclosures made by the Board of Directors;
- Conclude on the appropriateness of the Board of Directors' use of the going concern basis of accounting and, based on the audit evidence obtained, whether a material uncertainty exists related to events or conditions that may cast significant doubt on the Company's ability to continue as a going concern. If we conclude that a material uncertainty exists, we are required to draw attention in our auditor's report to the related disclosures in the Consolidated Financial Results or, if such disclosures are inadequate, to modify our opinion. Our conclusions are based on the audit evidence obtained up to the date of our auditor's report. However, future events or conditions may cause the Company to cease to continue as a going concern; and
- Evaluate the overall presentation, structure and content of the Consolidated Financial Results, including the disclosures, and whether the Consolidated Financial Results represent the underlying transactions and events in a manner that achieves fair presentation.
- Obtain sufficient appropriate audit evidence regarding the financial results/financial information of the entities within the Group to express an opinion on the consolidated Financial Results. We are responsible for the direction, supervision and performance of the audit of financial information of such entities included in the consolidated financial results of which we are the independent auditors. For the other entities included in the consolidated Financial Results, which have been audited by other auditors, such other auditors remain responsible for the direction, supervision and performance of the audits carried out by them. We remain solely responsible for our audit opinion.

We communicate with those charged with governance regarding, among other matters, the planned scope and timing of the audit and significant audit findings, including any significant deficiencies in internal control that we identify during our audit.

We also provide those charged with governance with a statement that we have complied with relevant ethical requirements regarding independence, and to communicate with them all relationships and other matters that may reasonably be thought to bear on our independence, and where applicable, related safeguards.

We also perform the procedures in accordance with the Circular issued by the SEBI under Regulation 33(8) of the Listing Regulations, as amended, to the extent applicable.

#### Other Matter



The Consolidated Financial Results include the Audited Financial Results of 7 (Seven) subsidiaries, whose Financial Results and financial information reflect Group's share of total assets of Rs. 15,202.64 lacs as at 31st March, 2021, Group's share of total revenue of Rs. 5,086.23 lacs and Rs. 7,815.83 lacs and Group's share of total net profit/(loss) after tax of Rs. 1,411.04 lacs and Rs. 2,131.77 lacs for the quarter ended 31st March, 2021 and for period from 01<sup>st</sup> April, 2020 to 31st March, 2021 respectively as considered in the Consolidated Financial Results, which have been audited by their respective independent auditors.

The Consolidated Financial Results also include the Audited Financial Results of 1(One) associate, whose Financial Results and financial information reflect Group's share of total revenue of Rs. 6.54 lacs and Rs. 17.03 lacs and Group's share of total net profit/(loss) after tax of Rs. (-) 1.41 lacs and Rs. 6.05 lacs for the quarter ended 31st March, 2021 and for period from 01<sup>st</sup> April, 2020 to 31st March, 2021 respectively as considered in the Consolidated Financial Results, which have been audited by their respective independent auditors.

The independent auditors' reports on Financial Results and financial information of these entities have been furnished to us and our opinion on the Consolidated Financial Results, in so far as it relates to the amounts and disclosures included in respect of these entities, is based solely on the report of such auditors and the procedures performed by us are as stated in paragraph above.

The Consolidated Financial Results also include the Unaudited Financial Results of 2(two) subsidiaries, whose Financial Results and financial information reflect Group's share of total assets of Rs. 3,04.45 lacs as at 31st March, 2021, Group's share of total revenue of Rs. 0.00358 lacs and Group's share of total net profit/(loss) after tax of Rs. (-) 1.78 lacs and Rs. (-) 2.75 lacs for the quarter ended 31st March, 2021 and for period from 01<sup>st</sup> April, 2020 to 31st March, 2021 respectively as considered in the Consolidated Financial Results, which have been audited by their respective independent auditors. These Unaudited Financial Results and financial information have been furnished to us by the Board of Directors and our opinion on the Consolidated Financial Results, in so far as it relates to the amounts and disclosures included in respect of these subsidiaries is based solely on such unaudited Financial Results and financial information. In our opinion and according to the information and explanations given to us by the Board of Directors, these Financial Results and financial information are not material to the Group.


Our opinion on the consolidated Financial Results is not modified in respect of the above matters with respect to our reliance on the work done and the reports of the other auditors and the Financial Results/financial information certified by the Board of Directors.

The Annual Consolidated Statement includes the results for the quarter ended 31st March, 2021 being the balancing figure between audited figures in respect of the full Financial Year and the published unaudited year to date figures up to the third quarter of the current Financial Year which were subject to limited review by us.

**Place: New Delhi**  
**Date: 25.05.2021**  
**UDIN:21089797AAAAEA5943**



For SVP & Associates  
Chartered Accountants  
FRN: 003838N

  
**CA Sudarshan Kumar**  
Partner  
M. No. 089797



## Standalone Financial Results for the Quarter and Financial Year Ended on 31st March, 2021

Particulars		(Amount in Lacs, except EPS)				
		For the Quarter Ended			For Financial Year Ended	
		31-03-21	31-12-20	31-03-20	31-03-21	31-03-2020
		Audited	Unaudited	Audited	Audited	Audited
1		2	3	4	5	6
I	Revenue from Operations	15,075.48	8,926.57	8,229.01	38,279.51	20,908.97
II	Other Income	67.63	3.93	3.39	80.59	20.58
III	<b>Total Revenue (I+II)</b>	<b>15,143.12</b>	<b>8,930.50</b>	<b>8,232.41</b>	<b>38,360.10</b>	<b>20,929.55</b>
Expenses:						
(a)	Finance costs	657.52	253.56	325.85	1,520.85	1,000.92
(b)	Cost of materials consumed	-	-	-	-	-
(c)	Purchase of stock-in-trade	1,775.11	724.72	439.97	2,715.79	439.97
(d)	Changes in inventories of finished goods, work-in-progress and stock-in-trade	(1,220.75)	(559.54)	(439.97)	(1,413.76)	(439.97)
(e)	Employee benefit expense	1,807.37	1,475.81	1,607.88	6,402.27	5,091.56
(f)	Depreciation and amortization expenses	133.16	117.01	50.45	436.42	440.06
(g)	Other expenses	8,299.04	5,050.89	4,376.30	20,133.83	10,018.86
IV	<b>Total Expenses</b>	<b>11,451.45</b>	<b>7,062.45</b>	<b>6,360.48</b>	<b>29,795.40</b>	<b>16,551.41</b>
V	<b>Profit/(Loss) before exceptional items and tax (III-IV)</b>	<b>3,691.66</b>	<b>1,868.05</b>	<b>1,871.93</b>	<b>8,564.70</b>	<b>4,378.15</b>
VI	Exceptional Items	-	-	-	-	-
VII	<b>Profit/(Loss) before tax (V-VI)</b>	<b>3,691.66</b>	<b>1,868.05</b>	<b>1,871.93</b>	<b>8,564.70</b>	<b>4,378.15</b>
VIII	Tax expenses:					
(a)	Current tax	741.89	356.20	424.21	1,865.35	1,100.30
(b)	(Excess)/provision for tax related to earlier years(net)	(26.45)	-	-	(26.45)	-
(d)	Deferred tax	9.37	(5.52)	(19.43)	(7.06)	(72.29)
	<b>Total Tax Expenses</b>	<b>724.81</b>	<b>350.67</b>	<b>404.78</b>	<b>1,831.84</b>	<b>1,028.01</b>
IX	<b>Profit/(Loss) for the period from continuing operations (VII-VIII)</b>	<b>2,966.86</b>	<b>1,517.37</b>	<b>1,467.14</b>	<b>6,732.87</b>	<b>3,350.14</b>
X	Profit/(Loss) from discontinued operations	-	-	-	-	-
XI	Tax expenses of discontinued operations	-	-	-	-	-
XII	<b>Profit/(Loss) from discontinued operations (after tax)(X-XI)</b>	<b>-</b>	<b>-</b>	<b>-</b>	<b>-</b>	<b>-</b>
XIII	<b>Net Profit/(Loss) for the period (IX+XII)</b>	<b>2,966.86</b>	<b>1,517.37</b>	<b>1,467.14</b>	<b>6,732.87</b>	<b>3,350.14</b>
XIV	Other Comprehensive Income					
A	(i) Items that will not be reclassified to profit or loss	28.17	-	60.09	28.17	60.09
	(ii) Income tax relating to items that will not be reclassified to profit or loss	(7.09)	-	-	(7.09)	-
	<b>Sub Total (A)</b>	<b>21.08</b>	<b>-</b>	<b>60.09</b>	<b>21.08</b>	<b>60.09</b>
B	(i) Items that will be reclassified to profit or loss	286.47	613.59	(204.21)	1,357.78	(204.21)
	(ii) Income tax relating to items that will be reclassified to profit or loss	-	-	-	-	-
	<b>Sub Total (B)</b>	<b>286.47</b>	<b>613.59</b>	<b>(204.21)</b>	<b>1,357.78</b>	<b>(204.21)</b>
	<b>Other Comprehensive Income (A+B)</b>	<b>307.55</b>	<b>613.59</b>	<b>(144.12)</b>	<b>1,378.86</b>	<b>(144.12)</b>
XV	<b>Total Comprehensive Income for the period (XIII+XIV) (Comprising Profit (Loss) and Other Comprehensive Income for the period)</b>	<b>3,274.41</b>	<b>2,130.97</b>	<b>1,323.02</b>	<b>8,111.72</b>	<b>3,206.01</b>
XVI	Earning per equity share (Basic):	9.30	4.76	4.60	21.10	10.50
	Earning per equity share (Diluted):	9.30	4.76	4.60	21.10	10.50

By the order of Board  
For Share India Securities Limited  
**Parveen Gupta**  
Parveen Gupta  
Chairman & Managing Director  
DIN:00013926

Place: Delhi  
Date: 25th May, 2021

Standalone Statement of Assets and Liabilities as on 31st March 2021			
		(Amount in Lacs)	
	Particulars	As at	As at
		31-03-2021	31-03-2020
		Audited	Audited
<b>I</b>	<b>ASSETS</b>		
<b>1</b>	<b>Non-current assets</b>		
	(a) Property, plant and equipment	3,749.04	3,291.18
	(b) Capital work-in-progress	-	-
	(c) Investment Property	-	-
	(d) Goodwill	-	-
	(e) Other intangible assets	4.45	15.11
	(f) Intangible assets under development	-	-
	(g) Biological Assets other than Bearer Plants	-	-
	(h) Financial assets		
	(i) Investments	3,318.81	2,584.27
	(ii) Trade Receivables	-	-
	(iii) Loans and Advances	-	-
	(iv) Other financial assets	12,388.31	3,280.16
	(i) Deferred tax assets (net)	654.78	654.81
	(j) Other Tax assets (net)	-	-
	(k) Other non-current assets	508.11	367.69
	<b>Sub-total- Non-Current Assets</b>	<b>20,623.49</b>	<b>10,193.23</b>
<b>2</b>	<b>Current assets</b>		
	(a) Inventories	6,453.70	1,627.51
	(b) Financial assets		
	(i) Investments	5,107.32	2,882.83
	(ii) Trade receivables	165.87	581.95
	(iii) Cash and cash equivalents	9,651.20	3,964.05
	(iv) Bank Balance Other than Cash and cash equivalents	20,047.39	14,854.50
	(v) Loans and Advances	-	23.45
	(vi) Other financial assets	12,166.13	3,928.00
	(c) Current Tax assets (net)	2,122.75	1,349.07
	(d) Other current assets	622.98	148.04
	<b>Sub-total- Current Assets</b>	<b>56,337.34</b>	<b>29,359.40</b>
	<b>TOTAL ASSETS</b>	<b>76,960.83</b>	<b>39,552.62</b>
<b>II</b>	<b>EQUITY AND LIABILITIES</b>		
<b>1</b>	<b>Equity</b>		
	(a) Equity Share capital	3,190.66	3,190.66
	(b) Other Equity	22,601.02	15,222.09
	<b>Sub-total- Shareholders' Fund</b>	<b>25,791.68</b>	<b>18,412.75</b>
	<b>LIABILITIES</b>		
<b>2</b>	<b>Non-current liabilities</b>		
	(a) Financial liabilities		
	(i) Borrowings	0.57	11.20
	(ii) Trade Payables:-		
	(A) Total Outstanding dues of Micro and Small Enterprises; and		
	(B) Total Outstanding dues other than Micro and Small Enterprises		
	(iii) Other financial liabilities other than (i) and (ii) above		
	(b) Provisions	93.60	101.66
	(c) Deferred tax liabilities (net)	-	-
	(d) Other Non-Current liabilities	-	-
	<b>Sub-total- Non-Current Liabilities</b>	<b>94.17</b>	<b>112.87</b>
<b>3</b>	<b>Current liabilities</b>		
	(a) Financial Liabilities		
	(i) Borrowings	8,922.63	8,493.65
	(ii) Trade Payables:-		
	(A) Total outstanding dues of micro enterprises and small enterprises; and		
	(B) Total outstanding dues other than micro enterprises and small enterprises	33,827.02	8,339.17
	(iii) Other financial liabilities other than (i) and (ii) above	1,081.27	261.83
	(b) Other current liabilities	5,374.45	2,825.93
	(c) Provisions	1,869.60	1,106.43
	(d) Other tax liabilities (net)	-	-
	<b>Sub-total- Current Liabilities</b>	<b>51,074.97</b>	<b>21,027.01</b>
	<b>TOTAL-EQUITY AND LIABILITIES</b>	<b>76,960.83</b>	<b>39,552.62</b>

By the order of Board  
For Share India Securities Limited  
*Parveen Gupta*  
Parveen Gupta  
Chairman & Managing Director  
DIN:00013926

Place: Delhi  
Date: 25th May, 2021

## STANDALONE CASH FLOW STATEMENT FOR THE PERIOD ENDED ON 31st MARCH 2021

PARTICULARS	(Amount in Laes)	
	Apr 2020 - March 2021	Apr 2019 - March 2020
<b>A. CASH FLOW FROM OPERATING ACTIVITIES</b>		
Net Profit Before Tax	8,564.70	4,378.15
Adjustments for:		
Add:		
Depreciation	436.42	440.06
Interest charges	1,162.48	842.73
Remeasurement of Defined Benefit Plan in OCI	18.22	60.09
	10,181.82	5,721.02
Less :		
Interest received	1,869.67	1,443.70
Dividend Income	945.22	211.61
Profit on Sale of Investments	644.38	14.38
Profit on Sale of Investments(OCI)	253.96	-
Profit on Sale of Property, Plant & Equipments	7.09	-
	3,720.32	1,669.69
<b>Operating profit before working capital changes</b>	<b>6,461.50</b>	<b>4,051.33</b>
Adjustment for:		
Trade receivables	416.08	558.12
Inventories	(4,826.19)	429.73
Trade & Other payables	25,487.85	3,002.23
Other Liabilities & Provisions	3,367.97	1,822.60
Other receivables / Current Assets	(9,486.75)	(2,951.33)
Cash generated from Operations before Tax	21,420.45	6,912.68
Direct Tax Paid (Net)	(1,073.85)	(950.95)
<b>Net Cash flow from operating activities</b>	<b>20,346.61</b>	<b>5,961.73</b>
<b>B. Cash flow from Investing Activities</b>		
Purchase of Property, Plant & Equipments	(887.87)	(246.38)
Sale of Property, Plant & Equipments	11.35	0.00
Purchase of investments	(51,921.36)	(53,007.35)
Sale of investments	49,860.67	50,956.17
Changes in Loans and Advances	23.45	177.66
Interest received	1,869.67	1,443.70
Fixed Deposits	(5,192.88)	(6,206.88)
Capital Advances for office	(140.42)	(120.70)
Increase in Non Current Financial Assets	(9,108.14)	1,221.53
Dividend Received	945.22	211.61
Net Gain on fair Valuation of Investment	1,103.82	(204.21)
<b>Net Cash flow from investing activities</b>	<b>(13,436.50)</b>	<b>(5,774.55)</b>
<b>C. Cash flow from financing activities</b>		
Increase in Share Capital	-	-
Long term borrowings	(10.63)	(847.53)
Short term borrowings	428.98	2,856.02
Interest paid	(1,162.48)	(842.73)
Dividend Paid	(478.83)	(159.30)
Tax on Dividend	-	(32.80)
<b>Net Cash flow from Financing activities</b>	<b>(1,222.96)</b>	<b>972.66</b>
<b>NET INCREASE / DECREASE IN CASH</b>	<b>5,687.15</b>	<b>1,160.54</b>
Cash & Cash Equivalent at the beginning of year	3,964.05	2,803.51
Cash & Cash Equivalent at the end of year	9,651.20	3,964.05

By the order of Board  
For Share India Securities Limited

*Ramseu Gupta*

Director/Authorized Signatory  
Chairman & Managing Director  
DIN:00013926

Place: Delhi  
Date: 25th May, 2021

Consolidated Financial Results for the Quarter and Financial Year Ended on 31st March, 2021						
(Amount in Lacs, except EPS)						
Particulars	For the Quarter Ended			For Financial Year Ended		
	31-03-21	31-12-20	31-03-20	31-03-21	31-03-2020	
	Audited	Unaudited	Audited	Audited	Audited	
1	2	3	4	5	6	
I	Revenue from Operations	19,149.14	10,487.98	8,603.51	44,795.43	22,620.68
II	Other Income	285.67	(565.39)	350.45	585.95	244.91
III	Total Revenue (I+II)	19,434.80	9,922.59	8,953.97	45,381.38	22,865.60
	Expenses:					
(a)	Finance costs	1,140.09	401.90	603.13	2,496.03	1,785.30
(b)	Cost of materials consumed	-	-	-	-	-
(c)	Purchase of stock-in-trade	1,775.17	724.72	439.97	2,715.79	439.97
(d)	Changes in inventories of finished goods, work-in-progress and stock-in-trade	(1,220.75)	(559.54)	(439.97)	(1,413.76)	(439.97)
(e)	Employee benefit expense	2,384.60	1,843.63	1,730.26	8,003.72	5,409.00
(f)	Depreciation and amortization expenses	137.46	118.12	56.70	444.06	446.59
(g)	Other expenses	10,600.43	5,225.31	4,410.36	22,753.95	10,126.97
(h)	Net loss on derecognition of financial instruments under amortised cost category	-	-	5.64	-	5.64
(i)	Impairment on financial instruments	28.26	5.00	24.07	38.66	24.07
IV	Total Expenses	14,845.26	7,759.13	6,830.16	35,038.45	17,797.57
V	Profit/(Loss) before exceptional items and tax (III-IV)	4,589.55	2,163.46	2,123.81	10,342.93	5,068.03
VI	Exceptional Items	-	-	-	-	-
VII	Profit/(Loss) before tax (V-VI)	4,589.55	2,163.46	2,123.81	10,342.93	5,068.03
VIII	Tax expenses:					
(a)	Current tax*	1,017.94	424.02	533.55	2,329.40	1,234.86
(b)	MAT Credit	(1.74)	(4.00)	(46.46)	(17.70)	(46.46)
(c)	(Excess)/provision for tax related to earlier years(net)	(18.66)	(8.87)	(17.48)	(27.53)	(17.48)
(d)	Deferred tax	8.71	(8.09)	(45.01)	(10.32)	(103.06)
	Total Tax Expenses	1,006.24	403.05	424.60	2,273.85	1,067.85
IX	Profit/(Loss) for the period from continuing operations (VII-VIII)	3,583.30	1,760.41	1,699.21	8,069.08	4,000.18
X	A. Profit/(Loss) from discontinued operations	-	-	-	-	-
	B. Tax expenses of discontinued operations	-	-	-	-	-
XI	Profit/(Loss) from discontinued operations (after tax) (A-B)	-	-	-	-	-
XII	Profit/(Loss) from Associates (after tax)	(1.41)	1.25	(26.03)	6.05	86.14
XIII	Net Profit/(Loss) for the period (IX+XII+XIII)	3,581.89	1,761.65	1,673.18	8,075.13	4,086.32
XIV	Other Comprehensive Income					
	A (i) Items that will not be reclassified to profit or loss	28.42	-	59.96	28.42	59.96
	(ii) Income tax relating to items that will not be reclassified to profit or loss	(7.15)	-	0.05	(7.15)	0.05
	Sub Total (A)	21.26	-	60.01	21.26	60.01
	B (i) Items that will be reclassified to profit or loss	272.64	603.71	(159.66)	1,330.10	(159.66)
	(ii) Income tax relating to items that will be reclassified to profit or loss	-	-	-	-	-
	Sub Total (B)	272.64	603.71	(159.66)	1,330.10	(159.66)
	C (i) Profit from Associates	(2.94)	5.70	-	4.71	(9.10)
	Sub Total (C)	(2.94)	5.70	-	4.71	(9.10)
	Other Comprehensive Income (A+B+C)	290.96	603.71	(99.65)	1,356.07	(108.75)
XV	Total Comprehensive Income for the period (XIII+XIV) (Comprising Profit (Loss) and Other Comprehensive Income for the period)	3,872.85	2,365.36	1,573.53	9,431.20	3,976.57
XVI	Total profit or loss, attributable to					
	Profit or loss, attributable to owners of parent	3,581.89	1,761.65	1,673.18	8,075.13	4,086.32
	profit or loss, attributable to non-controlling interests	-	-	-	-	-
XVII	Total Comprehensive income for the period attributable to					
	Comprehensive income for the period attributable to owners of parent	3,872.85	2,365.36	1,573.53	9,431.20	3,976.57
	Comprehensive income for the period attributable to owners of parent non-controlling interests	-	-	-	-	-
XVIII	Earning per equity share (Basic):	11.23	5.52	5.24	25.31	12.81
	Earning per equity share (Diluted):	11.23	5.52	5.24	25.31	12.81

By the Order of the Board  
For Share India Securities Limited

For Share India Securities Ltd

*Parveen Gupta*

Director/Authorised Signatory

Parveen Gupta

Chairman & Managing Director  
DIN : 00013926

Place: Delhi  
Date: 25th May, 2021

Consolidated Segment Wise Results for the Quarter and Financial Year Ended on 31st March, 2021						
Particulars		(Amount in Lacs)				
		For the Quarter Ended			For Financial Year Ended	
		31-03-21	31-12-20	31-03-20	31-03-21	31-03-2020
		Audited	Unaudited	Audited	Audited	Audited
1		2	3	4	5	6
<b>I</b>	<b>Segment Revenue</b>					
1	Share Broking/Trading Business	18,219.39	9,529.07	8,360.74	43,088.93	21,459.30
2	Insurance Business	94.56	62.46	17.70	265.35	17.70
3	Merchant Banking Business	32.91	15.45	100.77	75.86	114.08
4	NBFC Business	1,087.94	315.60	474.76	1,951.24	1,274.52
5	Unallocated	-	-	-	-	-
	<b>Total Segment Revenue</b>	<b>19,434.80</b>	<b>9,922.59</b>	<b>8,953.97</b>	<b>45,381.38</b>	<b>22,865.60</b>
	<b>Revenue from operations</b>	<b>19,434.80</b>	<b>9,922.59</b>	<b>8,953.97</b>	<b>45,381.38</b>	<b>22,865.60</b>
<b>II</b>	<b>Segment Results</b>					
1	Share Broking/Trading Business	4,669.80	2,294.88	2,536.07	11,005.02	5,839.77
2	Insurance Business	45.88	23.79	(26.42)	122.01	(93.82)
3	Merchant Banking Business	18.70	0.34	(13.05)	17.67	60.20
4	NBFC Business	995.36	246.35	230.34	1,694.37	1,047.18
5	Unallocated	(0.10)	-	-	(0.10)	-
	<b>Total Profit before Tax/Finance Charges</b>	<b>5,729.64</b>	<b>2,565.36</b>	<b>2,726.93</b>	<b>12,838.96</b>	<b>6,853.33</b>
	Less: Finance charges	1,140.09	401.90	603.13	2,496.03	1,785.30
	<b>Total Profit Before tax</b>	<b>4,589.55</b>	<b>2,163.46</b>	<b>2,123.81</b>	<b>10,342.93</b>	<b>5,068.03</b>
	Less: Tax Expenses	1,006.24	403.05	424.60	2,273.85	1,067.85
	Add: Profit from Associates	(1.41)	1.25	(26.03)	6.05	86.14
	<b>Total Profit after tax</b>	<b>3,581.89</b>	<b>1,761.65</b>	<b>1,673.18</b>	<b>8,075.13</b>	<b>4,086.32</b>
<b>III</b>	<b>Segment Assets</b>					
1	Share Broking/Trading Business	76,935.09	72,372.40	37,567.37	76,935.09	37,567.37
2	Insurance Business	591.74	537.42	455.05	591.74	455.05
3	Merchant Banking Business	32.94	12.78	583.75	32.94	583.75
4	NBFC Business	8,561.25	5,789.33	7,413.38	8,561.25	7,413.38
5	Unallocated	5.00	-	-	5.00	-
	<b>Total</b>	<b>86,126.00</b>	<b>78,711.93</b>	<b>46,019.54</b>	<b>86,126.00</b>	<b>46,019.54</b>
<b>IV</b>	<b>Segment Liabilities</b>					
1	Share Broking/Trading Business	52,971.73	50,948.32	20,646.46	52,971.73	20,646.46
2	Insurance Business	32.57	18.53	12.28	32.57	12.28
3	Merchant Banking Business	15.08	6.26	19.37	15.08	19.37
4	NBFC Business	5,068.50	3,699.87	6,048.36	5,068.50	6,048.36
5	Unallocated	0.10	-	-	0.10	-
	<b>Total</b>	<b>58,087.97</b>	<b>54,672.99</b>	<b>26,726.47</b>	<b>58,087.97</b>	<b>26,726.47</b>

By the Order of the Board  
For Share India Securities Limited

*Parveen Gupta*

Director/Authorised Signatory  
Parveen Gupta

Chairman & Managing Director  
DIN : 00013926

Place: Delhi  
Date: 25th May, 2021

Consolidated Statement of Assets and Liabilities as on 31st March 2021			
I	Particulars	(Amount in Lacs)	
		As at	As at
		31-03-2021	31-03-2020
		Audited	Audited
<b>1</b>	<b>ASSETS</b>		
<b>1</b>	<b>Non-current assets</b>		
	(a) Property, plant and equipment		
	(b) Capital work-in-progress	3,774.35	3,316.19
	(c) Investment Property	-	-
	(d) Goodwill	-	-
	(e) Other intangible assets	-	-
	(f) Intangible assets under development	8.84	20.66
	(g) Biological Assets other than Bearer Plants	-	-
	(h) Financial assets	-	-
	(i) Investments	328.23	318.48
	(ii) Trade Receivables	-	-
	(iii) Loans and Advances	7,809.96	6,163.71
	(iv) Other financial assets	12,900.82	3,276.68
	(i) Deferred tax assets (net)	778.48	757.81
	(j) Other Tax assets (net)	-	-
	(k) Other non-current assets	591.86	451.44
	<b>Sub-total- Non-Current Assets</b>	<b>26,192.53</b>	<b>14,304.97</b>
<b>2</b>	<b>Current assets</b>		
	(a) Inventories	6,453.70	1,627.51
	(b) Financial assets	-	-
	(i) Investments	6,383.56	3,287.55
	(ii) Trade receivables	238.28	868.70
	(iii) Cash and cash equivalents	10,419.38	4,786.67
	(iv) Bank Balance Other than Cash and cash equivalents	20,289.88	15,158.02
	(v) Loans and Advances	131.00	-
	(vi) Other financial assets	12,523.63	4,073.70
	(c) Current Tax assets (net)	2,866.85	1,760.44
	(d) Other current assets	627.20	151.99
	<b>Sub-total- Current Assets</b>	<b>59,933.47</b>	<b>31,714.57</b>
	<b>TOTAL ASSETS</b>	<b>86,126.00</b>	<b>46,019.54</b>
<b>II</b>	<b>EQUITY AND LIABILITIES</b>		
<b>1</b>	<b>Equity</b>		
	(a) Equity Share capital	3,190.66	3,190.66
	(b) Other Equity	24,847.38	16,102.41
	<b>Sub-total- Shareholders' Fund</b>	<b>28,038.04</b>	<b>19,293.07</b>
	<b>LIABILITIES</b>		
<b>2</b>	<b>Non-current liabilities</b>		
	(a) Financial liabilities		
	(i) Borrowings	0.57	11.20
	(ii) Trade Payables -	-	-
	(A) Total Outstanding dues of Micro and Small Enterprises; and	-	-
	(B) Total Outstanding dues other than Micro and Small Enterprises	-	-
	(iii) Other financial liabilities other than (i) and (ii) above	-	-
	(b) Provisions	102.57	106.15
	(c) Deferred tax liabilities (net)	-	-
	(d) Other Non-Current liabilities	-	-
	<b>Sub-total- Non-Current Liabilities</b>	<b>103.15</b>	<b>117.35</b>
<b>3</b>	<b>Current liabilities</b>		
	(a) Financial Liabilities		
	(i) Borrowings	11,851.94	12,548.89
	(ii) Trade Payables -		
	(A) Total outstanding dues of micro enterprises and small enterprises; and	-	-
	(B) Total outstanding dues other than micro enterprises and small enterprises	32,091.36	8,356.28
	(iii) Other financial liabilities other than (i) and (ii) above	2,939.55	1,568.95
	(b) Other current liabilities	8,760.57	2,890.43
	(c) Provisions	2,341.40	1,244.57
	(d) Other tax liabilities (net)	-	-
	<b>Sub-total- Current Liabilities</b>	<b>57,984.82</b>	<b>26,609.13</b>
	<b>TOTAL-EQUITY AND LIABILITIES</b>	<b>86,126.00</b>	<b>46,019.54</b>

By the Order of the Board  
For Share India Securities Limited  
*Pavleen Gupta*

*Pavleen Gupta*  
Director/Authorized Signatory  
Chairman & Managing Director  
DIN: 00013926

Place: Delhi  
Date: 25th May, 2021

CONSOLIDATED CASH FLOW STATEMENT FOR THE PERIOD ENDED ON 31st MARCH 2021

Particulars	(Amount in Lacs)	
	For the Year Ended 31.03.2021	For the Year Ended 31.03.2020
<b>CASH FLOW FROM (USED) IN OPERATING ACTIVITIES</b>		
Profit before Tax	10,342.93	5,068.03
Changes in DTA/MAT Entitlement	0.27	(20.41)
(Excess)/provision for tax related to earlier years(net)	27.53	(17.83)
Depreciation	444.06	446.59
Provision for Gratuity	23.80	63.01
Impairment of financial assets	10.67	(249.79)
Interest charges	2,136.49	1,626.48
Profit on Sale of Investments	(1,163.68)	(182.88)
Interest received	(3,249.88)	(1,485.86)
Dividend Income	485.08	(211.61)
Net Gain on Foreign Currency Translation Reserve	(27.68)	44.61
	9,029.59	5,080.33
<b>Operating profit before working capital changes</b>		
Adjustment for:		
Changes in Trade receivables	630.41	427.12
Changes in Inventories	(4,826.19)	429.73
Trade & Other payables	23,735.07	3,014.07
Changes in Other Financial Liabilities	1,370.60	1,824.92
Changes in Other Current Liabilities	5,870.14	2.92
Changes in Other Financial Assets/Current Assets	(10,031.55)	(3,064.94)
<b>Cash generated from Operations before Tax</b>	<b>25,778.07</b>	<b>7,714.15</b>
Direct Tax Paid (Net)	(1,231.59)	(950.89)
<b>Net Cash flow from operating activities</b>	<b>24,546.48</b>	<b>6,762.26</b>
<b>B. Cash flow from Investing Activities</b>		
Purchase of Property, Plant & Equipments	(894.65)	(264.31)
Sale of Property, Plant & Equipments	4.26	-
Sale of investments	65,394.69	53,704.68
Purchase of investments	(67,336.77)	(53,192.07)
Changes in Long Term Loans and Advances	(1,656.92)	(3,654.06)
Interest received	3,249.88	1,485.86
Changes in Other Financial Assets	(9,624.14)	(10.00)
Change in non current assets	(140.42)	1,310.42
Fixed Deposits	(5,131.86)	(6,226.09)
Changes in Loans & Advances	(131.00)	(120.70)
Dividend Received	(485.08)	211.61
Net Gain on fair Valuation of Investment	1,103.82	-
Investment in Subsidiary	46.56	-
Revaluation of investment in Associate	10.76	-
<b>Net Cash flow from investing activities</b>	<b>(15,590.87)</b>	<b>(6,754.65)</b>
<b>C. Cash flow from financing activities</b>		
Borrowings	(707.58)	3,785.26
Interest paid	(2,136.49)	(1,626.48)
Dividend Paid	(478.83)	(313.87)
Tax on Dividend	-	(32.80)
Change in Non Financial Liabilities	-	(34.55)
<b>Net Cash flow from Financing activities</b>	<b>(3,322.90)</b>	<b>1,777.57</b>
<b>NET INCREASE / DECREASE IN CASH</b>	<b>5,632.71</b>	<b>1,785.18</b>
Cash & Cash Equivalent at the beginning of year	4,786.67	3,000.48
Cash & Cash Equivalent at the end of year	10,419.38	4,786.67

By the Order of the Board  
For Share India Securities Limited  
*Parveen Gupta*

Parveen Gupta  
Chairman & Managing Director  
DIN : 00013926

Place: Delhi  
Date: 25th May, 2021

## Notes to Audited Standalone & Consolidated Financial Results for the quarter and financial year ended on 31st March, 2021

1. The Audited Standalone & Consolidated financial results of the Company for the quarter and financial year ended 31st March, 2021 have been duly reviewed and recommended by the Audit Committee and approved by the board of directors at their respective meetings held on 25<sup>th</sup> May, 2021.
2. The Board of Directors at its meeting held on 25<sup>th</sup> May, 2021 has recommended a final dividend of Rs. 0.50/- (Fifty Paise Only) per equity share of Rs. 10/- each for the financial year ended 31 March 2021. The payment is subject to the approval of the shareholders in the ensuing Annual General Meeting of the Company.
3. The Statutory Auditors have carried out audit of the standalone and consolidated financial results as required under Regulation 33 of SEBI (LODR) Regulations, 2015 and have issued an unmodified opinion thereon.
4. Figures for the quarter ended 31<sup>st</sup> March 2021 and 31<sup>st</sup> March 2020 are the balancing figures between audited figures in respect of full financial year and the published year to date unaudited figures upto the third quarter of the respective financial years.
5. The standalone and consolidated figures for "Revenue from Operations" for the quarter and financial year ended 31st March, 2021 has been arrived at by deducting there from the amount of Securities Transaction Tax (STT) directly as the same is a direct expense. Similarly, the standalone and consolidated figures for "Revenue from Operations" for quarter and financial year ended 31st March, 2020 have also been adjusted with the amount of STT and excluding the same from the amount of expenses, to arrive at the comparable figures.

The amounts of STT subtracted from "Revenue from Operations" in the standalone figures for the quarter and financial year ended 31st March, 2020 are INR 1,607.24 Lakhs and INR 5,068.97 respectively whereas the amounts of STT subtracted from "Revenue from Operations" in the consolidated figures for the quarter and financial year ended 31st March, 2020 are INR 1,607.24 Lakhs and INR 5,068.97 Lakhs respectively.

6. Share India Securities Limited including its subsidiary companies M/s. Share India Fincap Private Limited (NBFC) and M/s. Total Commodity India Private Limited are engaged in the business of trading securities and investments wherein interest income and dividend income are a part of operational income.

For Share India Securities Ltd

*Ravleen Gupta*

Director/Authorized Signatory




Therefore, the standalone and consolidated figures for "Revenue from Operations" for the quarter and financial year ended 31st March, 2021 have been arrived at by including therein both the interest as well as dividend amounts. Similarly, the standalone and consolidated figures for "Revenue from Operations" for quarter and financial year ended 31st March, 2020 have also been adjusted with the amounts of interest and dividend and excluding the same from the amount of "Other Income".

The amounts of interest income added to "Revenue from Operations" in the standalone figures for the quarter and financial year ended 31st March, 2020 are INR 414.18 Lakhs and INR 1,442.37 Lakhs respectively whereas the amounts of interest income added to "Revenue from Operations" in the consolidated figures for the quarter and financial year ended 31st March, 2020 are INR 423.39 Lakhs and INR 1,451.58 Lakhs respectively.

7. Figures for previous quarter / period have been regrouped and reclassified wherever considered necessary, to confirm to current quarter / period's classification / disclosures.
8. During the quarter ended 31<sup>st</sup> March, 2021, the Company invested a total amount of USD 3,00,000 (Three Lakhs) in Share India Global Pte. Ltd, wholly owned subsidiary of Share India Securities Limited.
9. The Board of Directors of the Company in its meeting held on February 06<sup>th</sup>, 2021 declared 2<sup>nd</sup> Interim Dividend of Rupee 1/- (Rupee One Only) per equity share of Rs. 10/- each for the Financial Year 2020-2021.
10. During the quarter ended 31<sup>st</sup> March, 2021, ICRA Limited assigned a short-term rating of [ICRA]A2 for Rs. 125 Crore Bank facilities vide its letter dated February 09, 2021 which was revised by ICRA Limited to short-term rating of [ICRA]A2 for Rs. 500 Crore Bank Facilities vide its letter dated March 01, 2021.
11. Mr. Suresh Kumar Arora was appointed as a Non-executive Non-independent Director whereas Mr. Piyush M Khandelval and Mr. Ankit Taak were appointed as an Additional Independent Directors w.e.f. 3rd March, 2021. Further, Mr. Nilesh Mahendra Shah resigned from the directorship of the Company w.e.f. 3rd March, 2021.
12. Ms. Sonal Sood was appointed as Additional Independent Director w.e.f. 09th April, 2021.
13. Mr. Lavesh Shyam Goyal has tendered resignation from the post of directorship of the Company w.e.f. 30th May, 2021.

For Share India Securities Ltd



Director/Authorized Signatory

14. The audited standalone & consolidated financial results of the Company for the quarter and financial year ended 31st March, 2021 are also available on the website of the Stock Exchanges, where the Shares of the Company are listed i.e., [www.bseindia.com](http://www.bseindia.com), [www.nseindia.com](http://www.nseindia.com) and on Company's website ([www.shareindia.com](http://www.shareindia.com)).

By the Order of the Board  
For Share India Securities Limited  
For Share India Securities Ltd

*Parveen Gupta*

Director/Authorized Signatory.

**Parveen Gupta**  
Chairman & Managing Director  
DIN: 00013926

Place: Delhi  
Date: 25.05.2021

May 25, 2021

To,  
**Department of Corporate Services**  
**BSE Limited**  
P J Towers, Dalal Street,  
Fort, Mumbai -400001  
Scrip Code: 540725

To,  
**The Listing Department**  
**National Stock Exchange of India Limited**  
Exchange Plaza, C-1, Block G, Bandra Kurla  
Complex, Bandra (E), Mumbai -400051  
SYMBOL: SHAREINDIA

**Sub: Declaration for Audit Report with unmodified opinion for Standalone & Consolidated Financial Results for the Quarter and Financial Year ended on 31<sup>st</sup> March, 2021**

Dear Sir,

Pursuant to Regulation 33(3)(d) of SEBI (Listing Obligation and Disclosure Requirements) Regulations, 2015, declaration is hereby given that M/s SVP & Associates, Chartered Accountants, the Statutory Auditors of the Company have issued Audit Reports with unmodified opinion on the Audited Standalone & Consolidated Financial Results of the Company for the Quarter and Financial Year ended March 31, 2021.

We request you to take the same on your records.

**For SHARE INDIA SECURITIES LIMITED**

For Share India Securities Ltd

  
Director/Authorised Signatory

**Parveen Gupta**  
**Chairman and Managing Director**  
**DIN:00013926**