

FAST TRACK RIGHTS ISSUE~ ELIGIBILITY CHECK SHARE INDIA SECURITIES LIMITED~ (Regulation 99 of SEBI ICDR Regulations, 2018)				
S. No.	Particulars	Sub Reg.	Status	Remarks
1	The equity shares of the issuer have been listed on any stock exchange for a period of at least <b>three years</b> immediately preceding the reference date;	a	<b>Complied</b>	Listed on BSE SME Exchange: 05/10/2017  Migrated BSE main Board: 02/12/2019  Listed on NSE main Board: 21/09/2020
2	The entire shareholding of the promoter group of the issuer is held in dematerialised form on the reference date;	b	<b>Complied</b>	<b>Demat Status as on 15/02/2023: 100% Shareholding in the demat mode</b>  [Promoter & Promoter Group: 1,69,13,720 Shares  Public: 1,49,92,868 shares]
3	The average market capitalisation of public shareholding of the issuer is at least 250 crore rupees [in at least one of the recognized stock exchanges with nationwide trading terminal, where its securities are listed];	c	<b>Complied</b>	As on December 31, 2022: <b>1821.18 Cr</b> on NSE.  <b>(Refer Table 1 of Annexure A)</b>
4	The annualised trading turnover of the equity shares of the issuer during six calendar months immediately preceding the month of the reference date has been at least 2% of the weighted average number of equity shares listed during such six months period;	d	<b>Complied</b>	As on January 31, 2023: <b>55.82 %</b> on NSE.  <b>(Refer Table 2 of Annexure A)</b>
5	The annualized delivery-based trading turnover of the equity shares during six calendar months immediately preceding the month of the reference date has been at least ten per cent. of the annualized trading turnover of equity shares during such six months period;	e	<b>Complied</b>	As on January 31, 2023: <b>35.36 %</b> on NSE  <b>(Refer Table 3 of Annexure A)</b>
6	The issuer has been in compliance with the equity listing agreement or the	f	<b>Complied</b>	Our Company is in compliance for the period

*Any*



	Securities and Exchange Board of India (Listing Obligations and Disclosure Requirements) Regulations, 2015, as applicable, for a period of at least three years immediately preceding the reference date:			of 3 years till date of this letter of offer i.e. 15/02/2023
7	The issuer has redressed at least 95% of the complaints received from the investors till the end of the quarter immediately preceding the month of the reference date;	g	<b>Complied</b>	No pending investor complaints as on 31/12/2022
8	That no show-cause notices, excluding proceedings for imposition of penalty, have been issued by the Board and pending against the issuer or its promoters or whole-time directors as on the reference date.;	h	<b>Complied</b>	No show-cause notices by the Board and pending against the issuer or its promoters or whole-time directors as on date of this letter of offer i.e. 15/02/2023
9	If the issuer or the promoter or the promoter group or the director of the issuer has settled any alleged violations of securities laws through the settlement mechanism of the Board in the past three years immediately preceding the reference date, then the disclosure of such compliance of the settlement order, shall be made in the letter of offer	i	<b>Complied</b>	The Company has not settled any alleged violations of securities laws through the settlement mechanism of the Board in the past three years immediately preceding date of this letter of offer i.e. 15/02/2023
10	the equity shares of the issuer have not been suspended from trading as a disciplinary measure during last three years immediately preceding the reference date	j	<b>Complied</b>	No such suspension of trading either on NSI or BSE during last three years immediately preceding date of this letter of offer i.e. 15/02/2023
11	There shall be no conflict of interest between the lead manager(s) and the issuer or its group companies in accordance with the applicable regulations.	k	<b>Complied</b>	No such conflict
12	The promoters and promoter group shall mandatorily subscribe to their rights entitlement and shall not renounce their rights, except to the extent of renunciation within the promoter group or for the purpose of complying with minimum public shareholding norms prescribed under the Securities Contracts (Regulation) Rules, 1957	l	<b>Noted for compliance</b>	Undertaking obtained from members Promoter & Promoter Group dated February 10, 2023 and February 15, 2023 to this effect.

*Anil*



13	For audit qualifications, if any, in respect of any of the financial years for which accounts are disclosed in the letter of offer, the issuer shall provide the restated financial statements adjusting for the impact of the audit qualifications.	m	Complied	No Audit Qualification for the financial accounts for the Financial Year 2020-21 & 2021-22
----	--	---	----------	--

**Notes:**

- i. **“average market capitalisation of public shareholding”** means the sum of daily market capitalisation of public shareholding for a period of one year up to the end of the quarter preceding the month in which the proposed issue was approved by the shareholders or the board of the issuer, as the case may be, divided by the number of trading days.
- ii. **“public shareholding”** shall have the same meaning as assigned to it under the Securities Contracts (Regulation) Rules, 1957.
- iii. **“reference date”** means the date of draft letter of offer i.e., February 15, 2023 to be filed with the stock exchange for the purpose of obtaining their In-Principle Approval.
- iv. **“audit qualifications”** for this regulation shall be those disclosed under applicable accounting standard relating to modification to the opinion in the independent auditor’s report and requires a qualified opinion, adverse opinion or disclaimer of opinion for material misstatements.
- v. Since, the Equity Shares of the Company are Listed on National Stock Exchange of India Limited (“NSE”) and BSE limited (“BSE”), the Stock Price Data for the Calculation, as done in this eligibility sheet, has been taken up from NSE, being the stock exchange with higher turnover.

For Corporate Professionals Capital Private Limited



Ms. Anjali Aggarwal  
(Authorized Signatory)

Date: 17/02/2023

Place: New Delhi

**Table 1: Calculation of Average Market Capitalization of Public Share Holding**

Reference Date	15/02/2023		
Period	1 January 2022	to	31 December 2022


Date	Close	Public Shareholding	Market Capitalisation
30-Dec-22	1,251.90	1,49,92,868.00	18,76,95,71,449.20
29-Dec-22	1,244.35	1,49,92,868.00	18,65,63,75,295.80
28-Dec-22	1,240.20	1,49,92,868.00	18,59,41,54,893.60
27-Dec-22	1,253.05	1,49,92,868.00	18,78,68,13,247.40
26-Dec-22	1,174.50	1,49,92,868.00	17,60,91,23,466.00
23-Dec-22	1,148.35	1,49,92,868.00	17,21,70,59,967.80
22-Dec-22	1,202.05	1,49,92,868.00	18,02,21,76,979.40
21-Dec-22	1,251.10	1,49,92,868.00	18,75,75,77,154.80
20-Dec-22	1,289.95	1,49,92,868.00	19,34,00,50,076.60
19-Dec-22	1,291.15	1,49,92,868.00	19,35,80,41,518.20
16-Dec-22	1,297.65	1,49,92,868.00	19,45,54,95,160.20
15-Dec-22	1,320.15	1,49,92,868.00	19,79,28,34,690.20
14-Dec-22	1,312.15	1,49,92,868.00	19,67,28,91,746.20
13-Dec-22	1,316.95	1,49,92,868.00	19,74,48,57,512.60
12-Dec-22	1,336.35	1,49,92,868.00	20,03,57,19,151.80
9-Dec-22	1,317.45	1,49,92,868.00	19,75,23,53,946.60
8-Dec-22	1,264.80	1,49,92,868.00	18,96,29,79,446.40
7-Dec-22	1,279.90	1,49,92,868.00	19,18,93,71,753.20
6-Dec-22	1,278.00	1,49,92,868.00	19,16,08,85,304.00
5-Dec-22	1,290.70	1,49,92,868.00	19,35,12,94,727.60
2-Dec-22	1,247.65	1,49,92,868.00	18,70,58,51,760.20
1-Dec-22	1,251.35	1,49,92,868.00	18,76,13,25,371.80
30-Nov-22	1,223.45	1,49,92,868.00	18,34,30,24,354.60
29-Nov-22	1,243.65	1,49,92,868.00	18,64,58,80,288.20
28-Nov-22	1,272.50	1,49,92,868.00	19,07,84,24,530.00
25-Nov-22	1,272.80	1,49,92,868.00	19,08,29,22,390.40
24-Nov-22	1,257.85	1,49,92,868.00	18,85,87,79,013.80
23-Nov-22	1,271.50	1,49,92,868.00	19,06,34,31,662.00
22-Nov-22	1,254.40	1,49,92,868.00	18,80,70,53,619.20
21-Nov-22	1,267.75	1,49,92,868.00	19,00,72,08,407.00
18-Nov-22	1,261.85	1,49,92,868.00	18,91,87,50,485.80
17-Nov-22	1,267.80	1,49,92,868.00	19,00,79,58,050.40
16-Nov-22	1,262.95	1,49,92,868.00	18,93,52,42,640.60
15-Nov-22	1,274.10	1,49,92,868.00	19,10,24,13,118.80
14-Nov-22	1,241.60	1,49,92,868.00	18,61,51,44,908.80
11-Nov-22	1,235.80	1,49,92,868.00	18,52,81,86,274.40
10-Nov-22	1,278.85	1,49,92,868.00	19,17,36,29,241.80
9-Nov-22	1,289.10	1,49,92,868.00	19,32,73,06,138.80
7-Nov-22	1,336.70	1,49,92,868.00	20,04,09,66,655.60
4-Nov-22	1,351.45	1,49,92,868.00	20,26,21,11,458.60
3-Nov-22	1,352.75	1,49,92,868.00	20,28,16,02,187.00

*Anil*



2-Nov-22	1,384.25	1,49,92,868.00	20,75,38,77,529.00
1-Nov-22	1,325.80	1,49,92,868.00	19,87,75,44,394.40
31-Oct-22	1,324.80	1,49,92,868.00	19,86,25,51,526.40
28-Oct-22	1,310.35	1,49,92,868.00	19,64,59,04,583.80
27-Oct-22	1,323.20	1,49,92,868.00	19,83,85,62,937.60
25-Oct-22	1,314.75	1,49,92,868.00	19,71,18,73,203.00
24-Oct-22	1,321.15	1,49,92,868.00	19,80,78,27,558.20
21-Oct-22	1,319.25	1,49,92,868.00	19,77,93,41,109.00
20-Oct-22	1,303.40	1,49,92,868.00	19,54,17,04,151.20
19-Oct-22	1,322.60	1,49,92,868.00	19,82,95,67,216.80
18-Oct-22	1,271.85	1,49,92,868.00	19,06,86,79,165.80
17-Oct-22	1,252.40	1,49,92,868.00	18,77,70,67,883.20
14-Oct-22	1,262.60	1,49,92,868.00	18,92,99,95,136.80
13-Oct-22	1,245.55	1,49,92,868.00	18,67,43,66,737.40
12-Oct-22	1,256.15	1,49,92,868.00	18,83,32,91,138.20
11-Oct-22	1,249.35	1,49,92,868.00	18,73,13,39,635.80
10-Oct-22	1,282.00	1,49,92,868.00	19,22,08,56,776.00
7-Oct-22	1,300.70	1,49,92,868.00	19,50,12,23,407.60
6-Oct-22	1,291.05	1,49,92,868.00	19,35,65,42,231.40
4-Oct-22	1,304.55	1,49,92,868.00	19,55,89,45,949.40
3-Oct-22	1,278.50	1,49,92,868.00	19,16,83,81,738.00
30-Sep-22	1,264.50	1,49,92,868.00	18,95,84,81,586.00
29-Sep-22	1,279.95	1,49,92,868.00	19,19,01,21,396.60
28-Sep-22	1,226.05	1,49,92,868.00	18,38,20,05,811.40
27-Sep-22	1,226.30	1,49,92,868.00	18,38,57,54,028.40
26-Sep-22	1,226.35	1,49,92,868.00	18,38,65,03,671.80
23-Sep-22	1,260.90	1,49,92,868.00	18,90,45,07,261.20
22-Sep-22	1,270.40	1,49,92,868.00	19,04,69,39,507.20
21-Sep-22	1,278.80	1,49,92,868.00	19,17,28,79,598.40
20-Sep-22	1,306.85	1,49,92,868.00	19,59,34,29,545.80
19-Sep-22	1,302.05	1,49,92,868.00	19,52,14,63,779.40
16-Sep-22	1,250.40	1,49,92,868.00	18,74,70,82,147.20
15-Sep-22	1,252.35	1,49,92,868.00	18,77,63,18,239.80
14-Sep-22	1,234.35	1,49,92,868.00	18,50,64,46,615.80
13-Sep-22	1,161.50	1,49,92,868.00	17,41,42,16,182.00
12-Sep-22	1,144.10	1,49,92,868.00	17,15,33,40,278.80
9-Sep-22	1,146.30	1,49,92,868.00	17,18,63,24,588.40
8-Sep-22	1,152.20	1,49,92,868.00	17,27,47,82,509.60
7-Sep-22	1,120.40	1,49,92,868.00	16,79,80,09,307.20
6-Sep-22	1,118.85	1,49,92,868.00	16,77,47,70,361.80
5-Sep-22	1,130.25	1,49,92,868.00	16,94,56,89,057.00
2-Sep-22	1,101.20	1,49,92,868.00	16,51,01,46,241.60
1-Sep-22	1,107.55	1,49,92,868.00	16,60,53,50,953.40
30-Aug-22	1,130.40	1,49,92,868.00	16,94,79,37,987.20
29-Aug-22	1,122.40	1,49,92,868.00	16,82,79,95,043.20
26-Aug-22	1,153.30	1,49,92,868.00	17,29,12,74,664.40
25-Aug-22	1,148.25	1,49,92,868.00	17,21,55,60,681.00
24-Aug-22	1,174.05	1,49,92,868.00	17,60,23,76,675.40
23-Aug-22	1,162.20	1,49,92,868.00	17,42,47,11,189.60


*Ajit*



Corporate Professionals Capital Pvt. Ltd.  
D-28  
South Extn. Part-I  
New Delhi  
110049

22-Aug-22	1,159.90	1,49,92,868.00	17,39,02,27,593.20
19-Aug-22	1,135.80	1,49,92,868.00	17,02,88,99,474.40
18-Aug-22	1,120.55	1,49,92,868.00	16,80,02,58,237.40
17-Aug-22	1,147.90	1,49,92,868.00	17,21,03,13,177.20
16-Aug-22	1,163.40	1,49,92,868.00	17,44,27,02,631.20
12-Aug-22	1,157.50	1,49,92,868.00	17,35,42,44,710.00
11-Aug-22	1,166.05	1,49,92,868.00	17,48,24,33,731.40
10-Aug-22	1,157.85	1,49,92,868.00	17,35,94,92,213.80
8-Aug-22	1,172.65	1,49,92,868.00	17,58,13,86,660.20
5-Aug-22	1,173.35	1,49,92,868.00	17,59,18,81,667.80
4-Aug-22	1,183.80	1,49,92,868.00	17,74,85,57,138.40
3-Aug-22	1,186.85	1,49,92,868.00	17,79,42,85,385.80
2-Aug-22	1,198.10	1,49,92,868.00	17,96,29,55,150.80
1-Aug-22	1,202.35	1,49,92,868.00	18,02,66,74,839.80
29-Jul-22	1,184.30	1,49,92,868.00	17,75,60,53,572.40
28-Jul-22	1,183.80	1,49,92,868.00	17,74,85,57,138.40
27-Jul-22	1,174.65	1,49,92,868.00	17,61,13,72,396.20
26-Jul-22	1,185.70	1,49,92,868.00	17,77,70,43,587.60
25-Jul-22	1,201.55	1,49,92,868.00	18,01,46,80,545.40
22-Jul-22	1,190.65	1,49,92,868.00	17,85,12,58,284.20
21-Jul-22	1,208.55	1,49,92,868.00	18,11,96,30,621.40
20-Jul-22	1,172.90	1,49,92,868.00	17,58,51,34,877.20
19-Jul-22	1,198.15	1,49,92,868.00	17,96,37,04,794.20
18-Jul-22	1,227.75	1,49,92,868.00	18,40,74,93,687.00
15-Jul-22	1,184.45	1,49,92,868.00	17,75,83,02,502.60
14-Jul-22	1,171.15	1,49,92,868.00	17,55,88,97,358.20
13-Jul-22	1,156.45	1,49,92,868.00	17,33,85,02,198.60
12-Jul-22	1,173.85	1,49,92,868.00	17,59,93,78,101.80
11-Jul-22	1,176.80	1,49,92,868.00	17,64,36,07,062.40
8-Jul-22	1,160.90	1,49,92,868.00	17,40,52,20,461.20
7-Jul-22	1,138.80	1,49,92,868.00	17,07,38,78,078.40
6-Jul-22	1,117.45	1,49,92,868.00	16,75,37,80,346.60
5-Jul-22	1,102.80	1,49,92,868.00	16,53,41,34,830.40
4-Jul-22	1,112.65	1,49,92,868.00	16,68,18,14,580.20
1-Jul-22	1,093.55	1,49,92,868.00	16,39,54,50,801.40
30-Jun-22	1,112.95	1,49,92,868.00	16,68,63,12,440.60
29-Jun-22	1,097.70	1,49,92,868.00	16,45,76,71,203.60
28-Jun-22	1,118.65	1,49,92,868.00	16,77,17,71,788.20
27-Jun-22	1,119.60	1,49,92,868.00	16,78,60,15,012.80
24-Jun-22	1,109.85	1,49,92,868.00	16,63,98,34,549.80
23-Jun-22	1,082.50	1,49,92,868.00	16,22,97,79,610.00
22-Jun-22	1,081.30	1,49,92,868.00	16,21,17,88,168.40
21-Jun-22	1,080.65	1,49,92,868.00	16,20,20,42,804.20
20-Jun-22	1,041.45	1,49,92,868.00	15,61,43,22,378.60
17-Jun-22	1,081.80	1,49,92,868.00	16,21,92,84,602.40
16-Jun-22	1,135.85	1,49,92,868.00	17,02,96,49,117.80
15-Jun-22	1,180.10	1,49,92,868.00	17,69,30,83,526.80
14-Jun-22	1,157.10	1,49,92,868.00	17,34,82,47,562.80
13-Jun-22	1,178.00	1,49,92,868.00	17,66,15,98,504.00

*Anuj*





# Corporate Professionals

10-Jun-22	1,249.90	1,49,92,868.00	18,73,95,85,713.20
9-Jun-22	1,282.10	1,49,92,868.00	19,22,23,56,062.80
8-Jun-22	1,248.95	1,49,92,868.00	18,72,53,42,488.60
7-Jun-22	1,250.40	1,49,92,868.00	18,74,70,82,147.20
6-Jun-22	1,259.65	1,49,92,868.00	18,88,57,66,176.20
3-Jun-22	1,265.45	1,49,92,868.00	18,97,27,24,810.60
2-Jun-22	1,248.85	1,49,92,868.00	18,72,38,43,201.80
1-Jun-22	1,195.15	1,49,92,868.00	17,91,87,26,190.20
31-May-22	1,182.80	1,49,92,868.00	17,73,35,64,270.40
30-May-22	1,199.30	1,49,92,868.00	17,98,09,46,592.40
27-May-22	1,161.15	1,49,92,868.00	17,40,89,68,678.20
26-May-22	1,153.45	1,49,92,868.00	17,29,35,23,594.60
25-May-22	1,149.25	1,49,92,868.00	17,23,05,53,549.00
24-May-22	1,242.40	1,49,92,868.00	18,62,71,39,203.20
23-May-22	1,264.60	1,49,92,868.00	18,95,99,80,872.80
20-May-22	1,250.45	1,49,92,868.00	18,74,78,31,790.60
19-May-22	1,236.10	1,49,92,868.00	18,53,26,84,134.80
18-May-22	1,251.55	1,49,92,868.00	18,76,43,23,945.40
17-May-22	1,271.70	1,49,92,868.00	19,06,64,30,235.60
16-May-22	1,275.70	1,49,92,868.00	19,12,64,01,707.60
13-May-22	1,203.75	1,49,92,868.00	18,04,76,64,855.00
12-May-22	1,172.80	1,49,92,868.00	17,58,36,35,590.40
11-May-22	1,242.85	1,49,92,868.00	18,63,38,85,993.80
10-May-22	1,277.05	1,49,92,868.00	19,14,66,42,079.40
9-May-22	1,265.30	1,49,92,868.00	18,97,04,75,880.40
6-May-22	1,285.45	1,49,92,868.00	19,27,25,82,170.60
5-May-22	1,319.35	1,49,92,868.00	19,78,08,40,395.80
4-May-22	1,308.60	1,49,92,868.00	19,61,96,67,064.80
2-May-22	1,365.65	1,49,92,868.00	20,47,50,10,184.20
29-Apr-22	1,411.15	1,49,92,868.00	21,15,71,85,678.20
28-Apr-22	1,428.95	1,49,92,868.00	21,42,40,58,728.60
27-Apr-22	1,445.80	1,49,92,868.00	21,67,66,88,554.40
26-Apr-22	1,457.80	1,49,92,868.00	21,85,66,02,970.40
25-Apr-22	1,412.55	1,49,92,868.00	21,17,81,75,693.40
22-Apr-22	1,452.45	1,49,92,868.00	21,77,63,91,126.60
21-Apr-22	1,412.20	1,49,92,868.00	21,17,29,28,189.60
20-Apr-22	1,396.90	1,49,92,868.00	20,94,35,37,309.20
19-Apr-22	1,344.20	1,49,92,868.00	20,15,34,13,165.60
18-Apr-22	1,425.55	1,49,92,868.00	21,37,30,82,977.40
13-Apr-22	1,403.10	1,49,92,868.00	21,03,64,93,090.80
12-Apr-22	1,327.00	1,49,92,868.00	19,89,55,35,836.00
11-Apr-22	1,330.00	1,49,92,868.00	19,94,05,14,440.00
8-Apr-22	1,301.85	1,49,92,868.00	19,51,84,65,205.80
7-Apr-22	1,271.15	1,49,92,868.00	19,05,81,84,158.20
6-Apr-22	1,285.10	1,49,92,868.00	19,26,73,34,666.80
5-Apr-22	1,275.25	1,49,92,868.00	19,11,96,54,917.00
4-Apr-22	1,277.45	1,49,92,868.00	19,15,26,39,226.60
1-Apr-22	1,275.25	1,49,92,868.00	19,11,96,54,917.00
31-Mar-22	1,251.80	1,48,27,868.00	18,56,15,25,162.40

*Aij*

Corporate Professionals Capital Pvt. Ltd.  
D-28  
South Extn. Part-I  
New Delhi  
110049

30-Mar-22	1,262.45	1,48,27,868.00	18,71,94,41,956.60
29-Mar-22	1,190.90	1,48,27,868.00	17,65,85,08,001.20
28-Mar-22	1,136.95	1,48,27,868.00	16,85,85,44,522.60
25-Mar-22	1,166.50	1,48,27,868.00	17,29,67,08,022.00
24-Mar-22	1,161.20	1,48,27,868.00	17,21,81,20,321.60
23-Mar-22	1,117.80	1,48,27,868.00	16,57,45,90,850.40
22-Mar-22	1,116.85	1,48,27,868.00	16,56,05,04,375.80
21-Mar-22	1,114.70	1,48,27,868.00	16,52,86,24,459.60
17-Mar-22	1,125.60	1,48,27,868.00	16,69,02,48,220.80
16-Mar-22	1,056.65	1,48,27,868.00	15,66,78,66,722.20
15-Mar-22	1,065.25	1,48,27,868.00	15,79,53,86,387.00
14-Mar-22	1,080.80	1,48,27,868.00	16,02,59,59,734.40
11-Mar-22	1,088.35	1,48,27,868.00	16,13,79,10,137.80
10-Mar-22	1,099.25	1,48,27,868.00	16,29,95,33,899.00
9-Mar-22	1,098.10	1,48,27,868.00	16,28,24,81,850.80
8-Mar-22	1,038.80	1,48,27,868.00	15,40,31,89,278.40
7-Mar-22	1,026.85	1,48,27,868.00	15,22,59,96,255.80
4-Mar-22	1,052.10	1,48,27,868.00	15,60,03,99,922.80
3-Mar-22	1,094.65	1,48,27,868.00	16,23,13,25,706.20
2-Mar-22	1,082.40	1,48,27,868.00	16,04,96,84,323.20
28-Feb-22	1,091.30	1,48,27,868.00	16,18,16,52,348.40
25-Feb-22	1,091.05	1,48,27,868.00	16,17,79,45,381.40
24-Feb-22	1,031.55	1,48,27,868.00	15,29,56,87,235.40
23-Feb-22	1,089.25	1,48,27,868.00	16,15,12,55,219.00
22-Feb-22	1,098.25	1,48,27,868.00	16,28,47,06,031.00
21-Feb-22	1,129.45	1,48,27,868.00	16,74,73,35,512.60
18-Feb-22	1,134.85	1,48,27,868.00	16,82,74,05,999.80
17-Feb-22	1,163.45	1,48,27,868.00	17,25,14,83,024.60
16-Feb-22	1,183.65	1,48,27,868.00	17,55,10,05,958.20
15-Feb-22	1,175.45	1,48,27,868.00	17,42,94,17,440.60
14-Feb-22	1,167.70	1,48,27,868.00	17,31,45,01,463.60
11-Feb-22	1,242.50	1,48,27,868.00	18,42,36,25,990.00
10-Feb-22	1,259.10	1,48,27,868.00	18,66,97,68,598.80
9-Feb-22	1,212.25	1,48,27,868.00	17,97,50,82,983.00
8-Feb-22	1,230.65	1,48,27,868.00	18,24,79,15,754.20
7-Feb-22	1,249.50	1,48,27,868.00	18,52,74,21,066.00
4-Feb-22	1,263.95	1,48,27,868.00	18,74,16,83,758.60
3-Feb-22	1,289.45	1,48,27,868.00	19,11,97,94,392.60
2-Feb-22	1,274.00	1,48,27,868.00	18,89,07,03,832.00
1-Feb-22	1,245.25	1,48,27,868.00	18,46,44,02,627.00
31-Jan-22	1,226.45	1,48,27,868.00	18,18,56,38,708.60
28-Jan-22	1,258.25	1,48,27,868.00	18,65,71,64,911.00
27-Jan-22	1,285.85	1,48,27,868.00	19,06,64,14,067.80
25-Jan-22	1,278.60	1,48,27,868.00	18,95,89,12,024.80
24-Jan-22	1,212.35	1,48,27,868.00	17,97,65,65,769.80
21-Jan-22	1,282.00	1,48,27,868.00	19,00,93,26,776.00
20-Jan-22	1,319.50	1,48,27,868.00	19,56,53,71,826.00
19-Jan-22	1,270.90	1,48,27,868.00	18,84,47,37,441.20
18-Jan-22	1,231.55	1,48,27,868.00	18,26,12,60,835.40





17-Jan-22	1,240.80	1,48,27,868.00	18,39,84,18,614.40
14-Jan-22	1,151.60	1,48,27,868.00	17,07,57,72,788.80
13-Jan-22	1,146.40	1,48,27,868.00	16,99,86,67,875.20
12-Jan-22	1,148.55	1,48,27,868.00	17,03,05,47,791.40
11-Jan-22	1,146.45	1,48,27,868.00	16,99,94,09,268.60
10-Jan-22	1,136.65	1,48,27,868.00	16,85,40,96,162.20
7-Jan-22	1,167.25	1,48,27,868.00	17,30,78,28,923.00
6-Jan-22	1,054.85	1,48,27,868.00	15,64,11,76,559.80
5-Jan-22	1,074.35	1,48,27,868.00	15,93,03,19,985.80
4-Jan-22	1,071.95	1,48,27,868.00	15,89,47,33,102.60
3-Jan-22	1,063.20	1,48,27,868.00	15,76,49,89,257.60
<b>No. of Trading Days</b>		<b>248</b>	
<b>Average Market Capitalisation of Public Share Holding</b>		<b>18,21,18,29,558.55</b>	
		<b>1,821.18 Cr.</b>	INR in Cr.

*Anil*




**Table 2: Calculation of Annualised Trading Turnover of the Equity Shares**

Reference Date	15/02/2023		
Period	1 August 2022	to	31 January 2023


Date	Close	Volume	Value	No of trades
31-Jan-23	1,213.30	47486	5,71,20,106.85	2559
30-Jan-23	1,198.60	44467	5,27,25,563.20	2633
27-Jan-23	1,188.20	62826	7,52,59,065.55	5906
25-Jan-23	1,237.85	41451	5,13,66,233.60	1889
24-Jan-23	1,264.55	103181	13,05,74,334.90	3240
23-Jan-23	1,261.15	126841	15,86,39,558.60	4589
20-Jan-23	1,215.30	37523	4,61,42,825.70	1391
19-Jan-23	1,231.90	51428	6,34,38,920.50	2485
18-Jan-23	1,232.40	40281	4,96,33,469.45	2206
17-Jan-23	1,216.60	44318	5,36,01,912.80	1954
16-Jan-23	1,207.05	37566	4,54,37,465.40	1528
13-Jan-23	1,201.55	36341	4,39,19,233.50	1621
12-Jan-23	1,207.40	39358	4,75,36,979.80	1630
11-Jan-23	1,207.20	55881	6,64,64,094.00	3025
10-Jan-23	1,176.95	54454	6,44,26,971.60	3255
9-Jan-23	1,199.60	52979	6,43,54,380.25	2212
6-Jan-23	1,198.55	52514	6,35,09,465.25	2862
5-Jan-23	1,208.60	40319	4,86,01,965.95	2566
4-Jan-23	1,209.20	58578	7,08,10,282.05	3932
3-Jan-23	1,210.85	52523	6,39,00,463.35	3396
2-Jan-23	1,225.55	49355	6,11,09,107.60	2802
30-Dec-22	1,251.90	51802	6,48,46,792.80	2540
29-Dec-22	1,244.35	52430	6,49,30,650.00	3072
28-Dec-22	1,240.20	58980	7,36,11,253.30	2950
27-Dec-22	1,253.05	146717	18,31,74,433.70	10201
26-Dec-22	1,174.50	72531	8,42,59,305.60	4850
23-Dec-22	1,148.35	129698	15,08,69,563.45	7566
22-Dec-22	1,202.05	47732	5,77,25,659.25	4037
21-Dec-22	1,251.10	98142	12,33,83,945.15	4606
20-Dec-22	1,289.95	39258	5,05,62,032.50	1607
19-Dec-22	1,291.15	36299	4,71,17,256.80	1672
16-Dec-22	1,297.65	60828	7,90,69,735.80	3023
15-Dec-22	1,320.15	112738	14,81,00,639.55	4351
14-Dec-22	1,312.15	86032	11,19,24,781.40	4306
13-Dec-22	1,316.95	45452	6,02,49,234.30	1941
12-Dec-22	1,336.35	94116	12,44,80,265.55	3464
9-Dec-22	1,317.45	181031	23,75,83,226.70	8894
8-Dec-22	1,264.80	52463	6,67,80,424.00	2314
7-Dec-22	1,279.90	55046	7,02,28,347.55	2198
6-Dec-22	1,278.00	64325	8,30,15,852.85	3786
5-Dec-22	1,290.70	167314	21,54,09,309.20	6276
2-Dec-22	1,247.65	55561	6,93,55,476.25	2723
1-Dec-22	1,251.35	519968	64,23,73,221.50	8318



30-Nov-22	1,223.45	52609	6,48,73,216.75	3349
29-Nov-22	1,243.65	50526	6,35,88,884.45	3255
28-Nov-22	1,272.50	55957	7,15,05,173.40	2704
25-Nov-22	1,272.80	52761	6,70,55,502.70	3488
24-Nov-22	1,257.85	44628	5,63,16,204.40	2564
23-Nov-22	1,271.50	38890	4,92,49,655.50	2122
22-Nov-22	1,254.40	42624	5,39,25,767.95	2741
21-Nov-22	1,267.75	50499	6,35,18,761.40	2998
18-Nov-22	1,261.85	46561	5,89,26,666.60	2915
17-Nov-22	1,267.80	40134	5,09,77,884.65	1901
16-Nov-22	1,262.95	49639	6,27,28,624.35	2850
15-Nov-22	1,274.10	60462	7,59,63,972.05	3537
14-Nov-22	1,241.60	81729	10,06,02,165.75	8000
11-Nov-22	1,235.80	88267	11,10,20,150.95	7838
10-Nov-22	1,278.85	45839	5,85,84,107.70	3440
9-Nov-22	1,289.10	87927	11,51,77,693.30	5703
7-Nov-22	1,336.70	62479	8,32,51,809.00	4679
4-Nov-22	1,351.45	54462	7,38,29,362.50	4088
3-Nov-22	1,352.75	140949	19,41,06,154.30	10674
2-Nov-22	1,384.25	98206	13,43,90,923.95	7355
1-Nov-22	1,325.80	51452	6,83,61,057.80	2725
31-Oct-22	1,324.80	43619	5,78,27,366.80	2082
28-Oct-22	1,310.35	46076	6,07,79,702.50	2750
27-Oct-22	1,323.20	47649	6,27,73,848.75	2952
25-Oct-22	1,314.75	91028	11,85,54,546.20	4279
24-Oct-22	1,321.15	26716	3,53,84,962.45	1352
21-Oct-22	1,319.25	60856	8,05,05,692.40	3426
20-Oct-22	1,303.40	90809	11,98,76,208.60	8635
19-Oct-22	1,322.60	77875	10,05,41,436.55	4964
18-Oct-22	1,271.85	43162	5,47,57,818.65	1984
17-Oct-22	1,252.40	48767	6,11,76,053.15	5227
14-Oct-22	1,262.60	42566	5,41,01,731.15	2460
13-Oct-22	1,245.55	38468	4,80,30,850.15	1951
12-Oct-22	1,256.15	43247	5,42,80,161.60	1635
11-Oct-22	1,249.35	46282	5,91,03,583.10	2293
10-Oct-22	1,282.00	40081	5,16,48,530.30	1514
7-Oct-22	1,300.70	59666	7,68,84,560.25	2914
6-Oct-22	1,291.05	61172	7,96,76,593.85	2969
4-Oct-22	1,304.55	143685	18,85,93,394.55	6939
3-Oct-22	1,278.50	66522	8,36,22,898.90	5854
30-Sep-22	1,264.50	119710	15,30,05,552.55	7494
29-Sep-22	1,279.95	94205	12,03,37,055.40	4592
28-Sep-22	1,226.05	52391	6,49,77,472.25	2971
27-Sep-22	1,226.30	47002	5,78,32,847.65	2529
26-Sep-22	1,226.35	75307	9,24,42,923.40	4430
23-Sep-22	1,260.90	66101	8,38,23,225.50	3217
22-Sep-22	1,270.40	45224	5,77,04,093.70	2140
21-Sep-22	1,278.80	77161	9,94,53,559.10	3548
20-Sep-22	1,306.85	97591	12,75,21,114.85	6314



19-Sep-22	1,302.05	145625	18,63,19,422.95	9130
16-Sep-22	1,250.40	101322	12,68,13,762.80	4310
15-Sep-22	1,252.35	107369	13,47,53,416.25	6468
14-Sep-22	1,234.35	312644	37,84,23,975.35	11717
13-Sep-22	1,161.50	97257	11,30,92,743.10	4258
12-Sep-22	1,144.10	74206	8,52,29,506.65	3903
9-Sep-22	1,146.30	67410	7,73,14,234.25	3812
8-Sep-22	1,152.20	159845	18,48,42,021.80	12854
7-Sep-22	1,120.40	821683	93,71,90,397.95	28465
6-Sep-22	1,118.85	16143	1,81,71,339.20	3452
5-Sep-22	1,130.25	48469	5,40,40,275.20	5047
2-Sep-22	1,101.20	21353	2,36,35,214.70	2941
1-Sep-22	1,107.55	27595	3,07,00,129.00	1986
30-Aug-22	1,130.40	26761	3,02,75,627.70	2719
29-Aug-22	1,122.40	26286	2,95,68,183.15	2553
26-Aug-22	1,153.30	27242	3,14,93,684.40	2565
25-Aug-22	1,148.25	30974	3,60,95,952.45	2486
24-Aug-22	1,174.05	16289	1,90,78,402.80	2863
23-Aug-22	1,162.20	10132	1,17,92,080.10	2792
22-Aug-22	1,159.90	98891	11,56,73,559.80	6344
19-Aug-22	1,135.80	28403	3,19,45,737.45	2823
18-Aug-22	1,120.55	28335	3,19,81,055.20	2820
17-Aug-22	1,147.90	18920	2,19,08,030.75	2917
16-Aug-22	1,163.40	12544	1,46,29,681.90	1923
12-Aug-22	1,157.50	15031	1,75,06,153.70	2054
11-Aug-22	1,166.05	39809	4,68,43,662.00	2237
10-Aug-22	1,157.85	12635	1,48,05,425.45	1959
8-Aug-22	1,172.65	27523	3,23,82,844.80	2078
5-Aug-22	1,173.35	9024	1,06,63,181.75	1312
4-Aug-22	1,183.80	12157	1,43,93,754.00	1881
3-Aug-22	1,186.85	5973	71,23,129.50	1453
2-Aug-22	1,198.10	15727	1,89,07,563.30	1774
1-Aug-22	1,202.35	18897	2,26,03,038.20	2772
Sum of Trading Turnover of 6 Months as above			89,30,145.00	
Annualised Trading Turnover - 365/183 (A)			1,78,11,491.39	
Number of equity shares listed during such six months period (B)			3,19,06,588	
Annualised Trading Turnover of the equity shares of the issuer during six calendar months (A/B*100)			55.82 %	




**Table 3: Calculation of Annualised Delivery Based Trading Turnover of the Equity Shares**

Reference Date	15/02/2023		
Period	1 August 2022	to	31 January 2023

Date	Turnover	Listed Capital	Delivery
31-Jan-23	47486	3,19,06,588	9632
30-Jan-23	44467	3,19,06,588	8363
27-Jan-23	62826	3,19,06,588	17838
25-Jan-23	41451	3,19,06,588	8472
24-Jan-23	103181	3,19,06,588	64602
23-Jan-23	126841	3,19,06,588	54403
20-Jan-23	37523	3,19,06,588	3861
19-Jan-23	51428	3,19,06,588	13493
18-Jan-23	40281	3,19,06,588	9308
17-Jan-23	44318	3,19,06,588	9263
16-Jan-23	37566	3,19,06,588	5330
13-Jan-23	36341	3,19,06,588	4051
12-Jan-23	39358	3,19,06,588	5926
11-Jan-23	55881	3,19,06,588	12249
10-Jan-23	54454	3,19,06,588	13396
9-Jan-23	52979	3,19,06,588	14757
6-Jan-23	52514	3,19,06,588	14197
5-Jan-23	40319	3,19,06,588	7227
4-Jan-23	58578	3,19,06,588	12431
3-Jan-23	52523	3,19,06,588	18393
2-Jan-23	49355	3,19,06,588	8622
30-Dec-22	51802	3,19,06,588	15610
29-Dec-22	52430	3,19,06,588	10516
28-Dec-22	58980	3,19,06,588	13836
27-Dec-22	146717	3,19,06,588	49107
26-Dec-22	72531	3,19,06,588	26802
23-Dec-22	129698	3,19,06,588	53442
22-Dec-22	47732	3,19,06,588	20417
21-Dec-22	98142	3,19,06,588	32516
20-Dec-22	39258	3,19,06,588	6187
19-Dec-22	36299	3,19,06,588	5107
16-Dec-22	60828	3,19,06,588	12563
15-Dec-22	112738	3,19,06,588	31472
14-Dec-22	86032	3,19,06,588	33517
13-Dec-22	45452	3,19,06,588	9211
12-Dec-22	94116	3,19,06,588	45863
9-Dec-22	181031	3,19,06,588	82885
8-Dec-22	52463	3,19,06,588	19426
7-Dec-22	55046	3,19,06,588	18339
6-Dec-22	64325	3,19,06,588	22155
5-Dec-22	167314	3,19,06,588	75248
2-Dec-22	55561	3,19,06,588	16760
1-Dec-22	519968	3,19,06,588	273814



30-Nov-22	52609	3,19,06,588	17252
29-Nov-22	50526	3,19,06,588	14232
28-Nov-22	55957	3,19,06,588	16780
25-Nov-22	52761	3,19,06,588	16271
24-Nov-22	44628	3,19,06,588	9546
23-Nov-22	38890	3,19,06,588	5627
22-Nov-22	42624	3,19,06,588	8595
21-Nov-22	50499	3,19,06,588	14118
18-Nov-22	46561	3,19,06,588	8819
17-Nov-22	40134	3,19,06,588	5206
16-Nov-22	49639	3,19,06,588	10126
15-Nov-22	60462	3,19,06,588	18363
14-Nov-22	81729	3,19,06,588	28151
11-Nov-22	88267	3,19,06,588	39819
10-Nov-22	45839	3,19,06,588	10241
9-Nov-22	87927	3,19,06,588	43592
7-Nov-22	62479	3,19,06,588	23910
4-Nov-22	54462	3,19,06,588	18876
3-Nov-22	140949	3,19,06,588	63182
2-Nov-22	98206	3,19,06,588	38231
1-Nov-22	51452	3,19,06,588	17794
31-Oct-22	43619	3,19,06,588	13576
28-Oct-22	46076	3,19,06,588	11162
27-Oct-22	47649	3,19,06,588	11093
25-Oct-22	91028	3,19,06,588	45377
24-Oct-22	26716	3,19,06,588	15576
21-Oct-22	60856	3,19,06,588	21326
20-Oct-22	90809	3,19,06,588	29989
19-Oct-22	77875	3,19,06,588	35788
18-Oct-22	43162	3,19,06,588	8754
17-Oct-22	48767	3,19,06,588	11939
14-Oct-22	42566	3,19,06,588	8535
13-Oct-22	38468	3,19,06,588	4647
12-Oct-22	43247	3,19,06,588	8258
11-Oct-22	46282	3,19,06,588	10390
10-Oct-22	40081	3,19,06,588	6630
7-Oct-22	59666	3,19,06,588	14413
6-Oct-22	61172	3,19,06,588	17087
4-Oct-22	143685	3,19,06,588	30947
3-Oct-22	66522	3,19,06,588	15016
30-Sep-22	119710	3,19,06,588	19298
29-Sep-22	94205	3,19,06,588	23985
28-Sep-22	52391	3,19,06,588	8992
27-Sep-22	47002	3,19,06,588	9409
26-Sep-22	75307	3,19,06,588	20225
23-Sep-22	66101	3,19,06,588	14557
22-Sep-22	45224	3,19,06,588	9302
21-Sep-22	77161	3,19,06,588	26527
20-Sep-22	97591	3,19,06,588	28744





19-Sep-22	145625	3,19,06,588	46864
16-Sep-22	101322	3,19,06,588	30291
15-Sep-22	107369	3,19,06,588	39161
14-Sep-22	312644	3,19,06,588	131424
13-Sep-22	97257	3,19,06,588	41910
12-Sep-22	74206	3,19,06,588	21876
9-Sep-22	67410	3,19,06,588	23556
8-Sep-22	159845	3,19,06,588	53410
7-Sep-22	821683	3,19,06,588	289692
6-Sep-22	16143	3,19,06,588	8977
5-Sep-22	48469	3,19,06,588	29315
2-Sep-22	21353	3,19,06,588	12007
1-Sep-22	27595	3,19,06,588	17207
30-Aug-22	26761	3,19,06,588	14077
29-Aug-22	26286	3,19,06,588	16052
26-Aug-22	27242	3,19,06,588	19246
25-Aug-22	30974	3,19,06,588	23726
24-Aug-22	16289	3,19,06,588	7695
23-Aug-22	10132	3,19,06,588	5161
22-Aug-22	98891	3,19,06,588	71296
19-Aug-22	28403	3,19,06,588	15189
18-Aug-22	28335	3,19,06,588	20373
17-Aug-22	18920	3,19,06,588	10137
16-Aug-22	12544	3,19,06,588	8299
12-Aug-22	15031	3,19,06,588	10531
11-Aug-22	39809	3,19,06,588	26904
10-Aug-22	12635	3,19,06,588	6170
8-Aug-22	27523	3,19,06,588	20135
5-Aug-22	9024	3,19,06,588	5717
4-Aug-22	12157	3,19,06,588	7169
3-Aug-22	5973	3,19,06,588	3408
2-Aug-22	15727	3,19,06,588	9494
1-Aug-22	18897	3,19,06,588	10437
Delivery Base Turnover of 6 months			3157786
Annualised Delivery Based Turnover (A)			6298316
Annualised Trading Turnover (B)			17811491
<b>Annualised Delivery Based trading turnover of the equity shares of the issuer during six calendar months (C=A/B*100)</b>			<b>35.36%</b>

