

**Index Level**

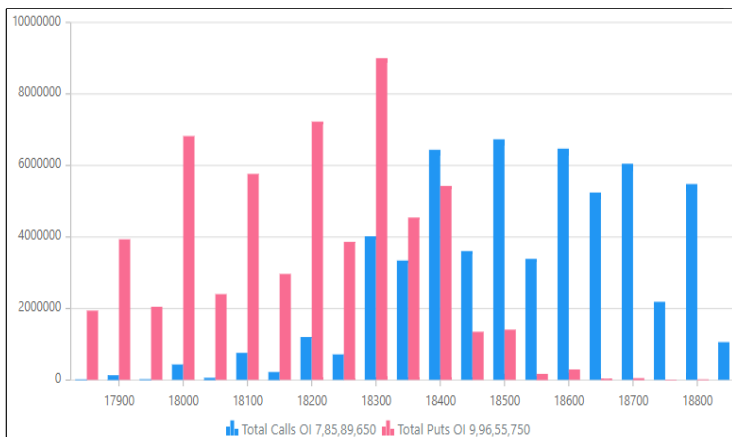
Index	Close	S1	S2	R1	R2
NIFTY	18411.3	18309	18206	18494	18576
BANKNIFTY	43996	43726	43455	44171	44345

**Nifty Snapshot**

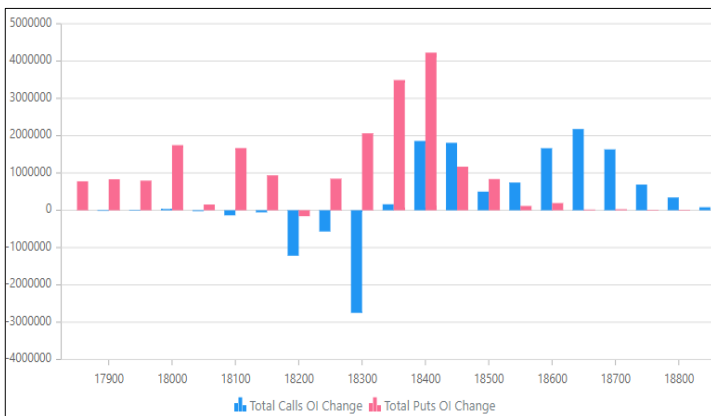
Description	15-May	12-May
Nifty Spot	18398.85	18314.8
Nifty May	18411.3	18333.4
Nifty June	18450	18390
MACD (12,26,9)	217.32	215
RSI (14)	71.31	68.50
50 Day SMA	17,598.7	17,566
100 Day SMA	17,771	17,778
200 Day SMA	17,759.2	17,741

**Nifty Option OI Concentration**

\*Figure in Lakhs\*


**Nifty Option OI Change**

\*Figure in Lakhs\*


**Nifty Outlook**
**SGX 18445 (+42)**

Today the markets are likely to open on a positive note. Singapore Nifty and other Asian markets are trading in green zone. The coming session is likely to witness a range of 18300 on declines and 18500 on advances.

**Stock is in ban period**

GNFC, DELTACORP, PNB, BHEL

**Sentiment Indicator**

	15-May	12-May	11-May	10-May	09-May
NIFTY Discount/Premium	12.45	19.6	30	30	39.05
COST OF CARRY%	0.67	0.10	0.32	0.15	0.21
PCR(OI)	1.26	1.08	0.71	0.91	0.83
PCR(VOL)	1.01	0.93	0.97	1.02	1.02
A/D RATIO (Nifty 50)	2.33	0.85	1.17	2.57	1.22
A/D RATIO (All Stocks)	1.18	0.72	1.48	1.13	0.71
ATM IV, CE	10.07	7.95	1.52	12.25	10.76
VIX	13.17	12.85	13.21	13.08	12.67
ATM IV, PE	11.07	10.82	2.25	12.53	11.18

\*All Future Stock

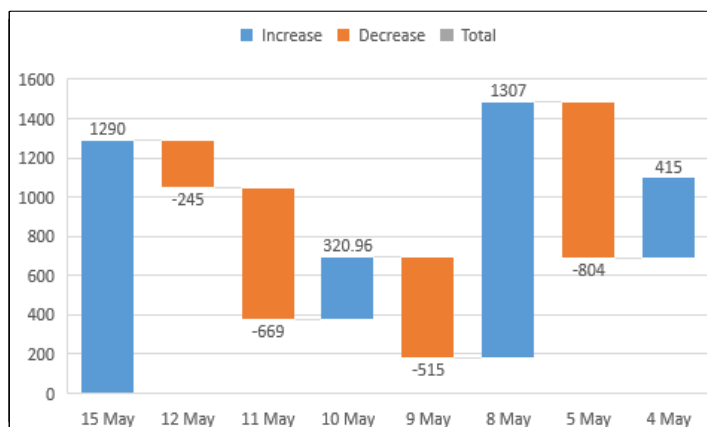
**Nifty v/s OI**

Date	Nifty	% Change	Open Interest	% Change
15-May	18417.5	0.46%	11702650	1.53%
12-May	18333.4	-0.11%	11773250	0.69%
11-May	18353.4	0.04%	11693050	5.01%
10-May	18345.5	0.21%	11135650	-1.08%
09-May	18306.4	-0.02%	11257100	3.99%
08-May	18310.4	1.00%	10825350	6.79%
05-May	18129.7	-0.90%	10137300	4.43%

**Fund Flow (FII/DII)**

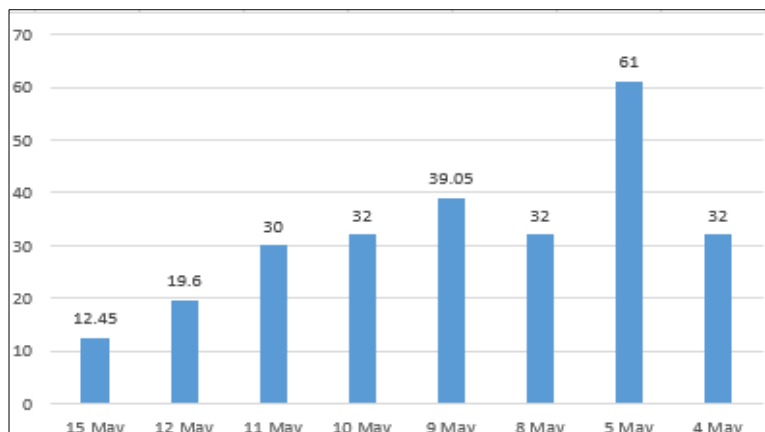
Description	Net investment (in cr)
FII CASH	+1685.29
DII CASH	+191.20
FII IDX FUTURE	+1290.49
FII IDX OPTION	+1453.6
FII STK FUT	+645.58
FII STK OPTION	-124.77

### FII's activity in Nifty future



\*Amt in Crores\*

### Nifty discount / premium



### Top 10 long build up stocks

Scrip	LTP	%Chg	OI	%ChgOI
COROMANDEL 25MAY2023	954.95	-1.67	1528100	21.55
COLPAL 25MAY2023	1658.1	3.09	2781100	14.76
MGL 25MAY2023	1057.7	0.47	2440000	12.55
DLF 25MAY2023	469.1	7.24	37895550	10.72
BALRAMCHIN 25MAY2023	387.15	-0.12	7649600	10.52
LALPATHLAB 25MAY2023	2010.95	-1.19	855750	10.35
SBICARD 25MAY2023	884.05	2.51	8094400	9.8
CANFINHOME 25MAY2023	661.5	2.71	3982875	9.34
ASTRAL 25MAY2023	1604.6	1.61	1924548	9.18
GRANULES 25MAY2023	293.75	-0.93	8102000	9.04

### Top 10 short build up stocks

Scrip	LTP	%Chg	OI	%ChgOI
HAL 25MAY2023	3030	1.76	2804100	-12.65
POLYCAB 25MAY2023	3370.5	-0.88	1304400	-11.37
ABB 25MAY2023	3854	-2.32	1476750	-9.21
SIEMENS 25MAY2023	3834.05	-1.58	1919775	-6.4
FEDERALBNK 25MAY2023	127.8	1.35	87870000	-5.38
DELTACORP 25MAY2023	224.95	2.93	19499200	-5.03
GNFC 25MAY2023	638.45	2.5	7655700	-4.29
MCX 25MAY2023	1388.95	2.24	1325200	-3.89
DRREDDY 25MAY2023	4522.1	0.86	3484500	-3.55
ZYDUSLIFE 25MAY2023	519.85	0.86	6940800	-3.19

**Indices to out perform**

Scrip	Closing	% change
Realty	472.45	+4.32
Media	1736.55	+2.06
FMCG	49506.55	+1.14
PSU Bank	4020.8	+1.13

**Indices to under perform**

Scrip	Closing	%change
Oil & Gas	7568.05	+0.00
Energy	24040.20	+0.00
Pharma	12487.40	+0.01
Metal	5701.75	-0.19

**Stocks to out perform**

Scrip	Closing	% change
DLF	468.15	+7.39
Oberoirealty	986.90	+4.87
Prestige	508.85	+4.83
PFC	171.15	+3.95

**Stocks to under perform**

Scrip	Closing	%change
ADANITRANS.	840.60	-5.00
ATGL	777.45	-5.00
DMART	3523.	-4.19
ADANIGREEN	868.70	-3.00

**Top 10 High PCR Ratio Stocks**

Scrip	Put	Call	P/C Ratio
MIDCPNIFTY	375	150	2.5
INDUSINDBK	11725250	7663050	1.53
BANKNIFTY	74086780	52585060	1.41
NIFTY	175460925	130531050	1.34
BAJAJ-AUTO	2238250	1688500	1.33
FINNIFTY	48155720	37327400	1.29
ABB	1867000	1454250	1.28
HDFCLIFE	7279800	6221600	1.17
MARUTI	2841600	2423800	1.17
AXISBANK	22013300	19872225	1.11

**Top 10 Low PCR Ratio Stocks**

Description	Put	Call	P/C Ratio
ABBOTINDIA	10520	40880	0.26
BOSCHLTD	47750	179750	0.27
SUNTV	1239000	4116000	0.3
TORNTPHARM	87000	278500	0.31
ALKEM	80200	251000	0.32
BALRAMCHIN	3236800	10107200	0.32
LT	5575800	17258100	0.32
DIXON	259875	770375	0.34
NAVINFUOR	418950	1225650	0.34
NTPC	22737300	66729900	0.34

### Top 30 High Delivery Stocks

Company	Deliverable Qty	Traded Qty	% Dly Qty To Trd Qty
VTL	539854	587441	91.9
POLICYBZR	2208416	2483314	88.93
CRAFTSMAN	89868	103106	87.16
ECLERX	59362	69579	85.32
HOMEFIRST	4783168	5709142	83.78
NUVOCO	230670	279238	82.61
ERIS	32081	39045	82.16
POLYMED	52071	63463	82.05
GARFIBRES	18116	22956	78.92
BHARATFORG	1475619	1888769	78.13
TCIEXP	9087	11685	77.77
PGHH	7903	10269	76.96
M&MFIN	2510067	3266357	76.85
NESTLEIND	55709	72570	76.77
JYOTHYLAB	831688	1087955	76.45
FORTIS	874254	1166973	74.92
GLAXO	25954	34871	74.43
POWERGRID	6779949	9140823	74.17
SUNDARMFIN	15996	21615	74
SUVENPHAR	43052	58755	73.27
CARBORUNIV	102721	140249	73.24
SBILIFE	497664	680497	73.13
M&M	1935599	2647630	73.11
IIFL	715833	985791	72.62
SHRIRAMFIN	480733	662823	72.53
UPL	1761883	2432818	72.42
KFINTECH	154312	213764	72.19
CONCOR	536752	748724	71.69
ORIENTELEC	445993	624155	71.46
VMART	47188	66030	71.46

### 52-week high stocks

Company	Price (Rs)	Day High
Tata Motors	530.85	537.15
DLF	468.15	475.8
Zensar Technologies	384.15	389.8
Navin Fluorine Intl	4,695.40	4,950
Neuland Laboratories	2,974.95	3,042
IDFC First Bank	66.75	67.25
Polycab India	3,381.20	3,400
Colgate Palmol. (I)	1,673.65	1,714.45
Max Healthcare Inst	519.9	524.7
Titan Co	2,779.55	2,802.10

**52-week low stocks**

Company	Price	Day's Low
PVR	1,465.05	1,416.30
Affle (India)	921.4	866.5
Sumitomo Chemical India	390.6	388.9
BEML Land Assets	174.3	163.15
Virinchi	33.15	30.35
Lyka Labs	99.75	97.4
Rajnandini Metal	9.5	9.45
Tashi India	116.5	116
DE Neers Tools	171.5	171.5
Innokaiz India	140.44	140.44

VP – Head Research - Dr. Ravi Singh  
Mob: +919810313561  
Email ID: ravi.singh@shareindia.com

**Disclosure:**

We, research team at Share India Securities Ltd. (SISL), authors and the names subscribed to this report, hereby certify that all of the views expressed in this research report accurately reflect our views about the subject issuer(s) or securities. SISL has no material adverse disciplinary history as on the date of publication of this report. We also certify that no part of our compensation was, is, or will be directly or indirectly related to the specific recommendation(s) or view(s) in this report.

We state that Research Analyst or his/her relative or SISL may have any financial interest in the subject company. Also Research Analyst or his relative or SISL or its Associate may have beneficial ownership of 1% or more in the subject company at the end of the month immediately preceding the date of publication of the Research Report.

Further, Research Analyst or his relative or SISL or its associate a) does not have any material conflict of interest at the time of publication of the research report; b) has not managed or co-managed public offering of securities for the subject company in the past twelve months; c) has not received any compensation for investment banking or merchant banking or brokerage services or for any other product/s or service/s or for any other reason whatsoever from the subject company in the past twelve months; d) has not received any compensation or other benefits from the subject company or third party in connection with the research report; e) has not served as an officer, director or employee of the subject company; and f) has not been engaged in market making activity for the subject company.

SISL is a SEBI Registered Research Analyst having registration no. INH100005011.

**Disclaimer:**

This report has been prepared by SISL and is meant for sole use by the recipient and not for circulation. The information and opinions contained herein have been compiled or arrived at, based upon information obtained in good faith from sources believed to be reliable.

Such information has not been independently verified and no guaranty, representation of warranty, express or implied, is made as to its accuracy, completeness or correctness. All such information and opinions are subject to change without notice. This document is for information purposes only. Descriptions of any company or companies or their securities mentioned herein are not intended to be complete and this document is not, and should not be construed as an offer or solicitation of an offer, to buy or sell any securities or other financial instruments.

This report is not directed to, or intended for display, downloading, printing, reproducing or for distribution to or use by, any person or entity who is a citizen or resident or located in any locality, state, country or other jurisdiction where such distribution, publication, reproduction, availability or use would be contrary to law or regulation or what would subject SISL or its affiliates to any registration or licensing requirement within such jurisdiction.

If this report is inadvertently sent or has reached any individual in such country, especially, USA, the same may be ignored and brought to the attention of the sender. This document may not be reproduced, distributed or published for any purposes without prior written approval of SISL.

Foreign currencies denominated securities, wherever mentioned, are subject to exchange rate fluctuations, which could have an adverse effect on their value or price, or the income derived from them. In addition, investors in securities such as ADRs, the values of which are influenced by foreign currencies effectively assume currency risk.

It should not be considered to be taken as an offer to sell or a solicitation to buy any security. SISL may from time to time solicit from, or perform broking, or other services for, any company mentioned in this mail and/or its attachments.

SISL and its affiliated company(s), their directors and employees may; (a) from time to time, have a long or short position in, and buy or sell the securities of the company(s) mentioned herein or (b) be engaged in any other transaction involving such securities and earn brokerage or other compensation or act as a market maker in the financial instruments of the company(s) discussed herein or act as an advisor or lender/borrower to such company(s) or may have any other potential conflict of interests with respect to any recommendation and other related information and opinions.

SISL, its directors, analysts or employees do not take any responsibility, financial or otherwise, of the losses or the damages sustained due to the investments made or any action taken on basis of this report, including but not restricted to, fluctuation in the prices of shares and bonds, changes in the currency rates, diminution in the NAVs, reduction in the dividend or income, etc.

SISL and other group companies, its directors, associates, employees may have various positions in any of the stocks, securities and financial instruments dealt in the report, or may make sell or purchase or other deals in these securities from time to time or may deal in other securities of the companies / organizations described in this report.

SISL is a Member of National Stock Exchange of India Limited (NSE), BSE Ltd (Bombay Stock Exchange), Multi Commodity Exchange of India Limited (MCX), National Commodity and Derivatives Exchange Limited (NCDEX), Indian Commodity Exchange Limited (ICEX) and has Depository Participant affiliation with Central Depositories Services (India) Limited (CDSL). It is a SEBI registered Portfolio Manager and SEBI registered Research Analyst [SEBI Reg. No. INB/F/E 231079832, INB/F/E 011079838, IN-DP-32-2015, AMFI Reg. No. ARN: 78041, SEBI Research Analyst Reg. No.: INH100005011, CIN - L67120G1994PLC115132 ]