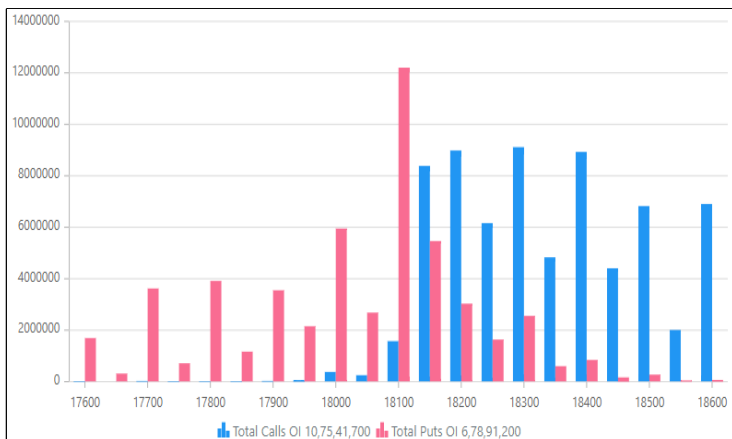
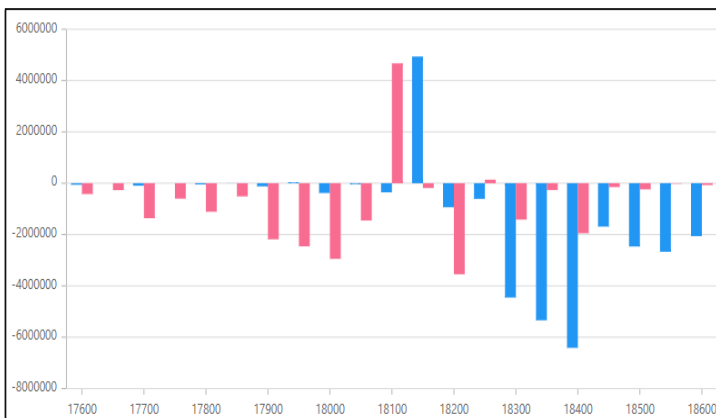


Index Level

Index	Close	S1	S2	R1	R2
NIFTY	18180	18112	18045	18286	18392
BANKNIFTY	43807.7	43661	43514	44006	44205

Nifty Snapshot

Description	18-May	17-May
Nifty Spot	18130	18182
Nifty May	18180	18232
Nifty June	18220	18300
MACD (12,26,9)	173.16	209.53
RSI (14)	56	62.4
50 Day SMA	17,648	17,615
100 Day SMA	17,767	17,772
200 Day SMA	17,783	17,768

Nifty Option OI Concentration
Figure in Lakhs

Nifty Option OI Change
Figure in Lakhs

Nifty Outlook
SGX 18198 (20)

Today the markets are likely to open on a positive note. Singapore Nifty and other Asian markets are trading in green zone. The coming session is likely to witness a range of 18000 on declines and 18250 on advances.

Stock is in ban period

L&TFH, MANAPPURAM, ABFRL, BALRAMCHINI, GNFC, DELTACORP, LIC HOUSING FIN, PNG.

Sentiment Indicator

	18-May	17-May	15-May	11-May	08-May
NIFTY Discount/Premium	50	50	12.45	19.6	30
COST OF CARRY%	0.27	0.27	0.67	0.10	0.32
PCR(OI)	0.63	0.62	1.26	1.08	0.71
PCR(VOL)	0.98	0.92	1.01	0.93	0.97
A/D RATIO (Nifty 50)	0.35	0.4	2.33	0.85	1.17
A/D RATIO (All Stocks)	0.63	0.74	1.18	0.72	1.48
ATM IV, CE	0.76	11.06	10.07	7.95	1.52
VIX	12.79	13.10	13.17	12.85	13.21
ATM IV, PE	2.89	9.47	11.07	10.82	2.25

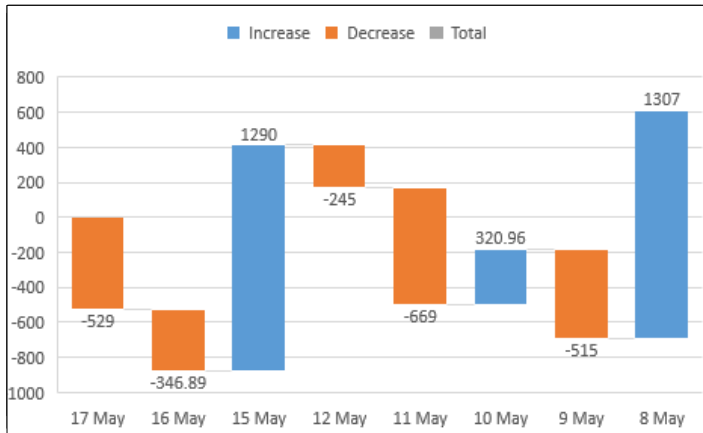
**All Future Stock*
Nifty v/s OI

Date	Nifty	% Change	Open Interest	% Change
18-May	18175.4	-0.27%	11205975	4.05%
17-May	18224.5	-0.57%	10769450	-7.91%
15-May	18417.5	0.46%	11702650	1.53%
12-May	18333.4	-0.11%	11773250	0.69%
11-May	18353.4	0.04%	11693050	5.01%
10-May	18345.5	0.21%	11135650	-1.08%
09-May	18306.4	-0.02%	11257100	3.99%

Fund Flow (FII/DII)

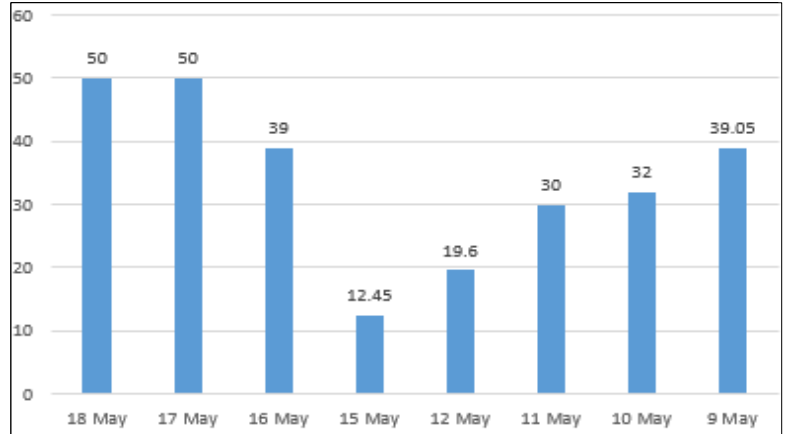
Description	Net investment (in cr)
FII CASH	+149.33
DII CASH	-203
FII IDX FUTURE	-529.65
FII IDX OPTION	-889.55
FII STK FUT	-1756
FII STK OPTION	+481

FII's activity in Nifty future



Amt in Crores

Nifty discount / premium



Top 10 long build up stocks

Scrip	LTP	%Chg	OI	%ChgOI
ITC 25MAY2023	419.85	-1.9	7180000	31.81
CHAMBLFERT 25MAY2023	292.8	-3.06	6558000	18.19
L&TFH 25MAY2023	99.45	-0.7	86348624	14.89
CHOLAFIN 25MAY2023	1039.75	2.47	11868750	14.12
RAMCOCEM 25MAY2023	794.9	1.02	4373250	13.78
UPL 25MAY2023	673.2	-0.85	23433800	10.77
SBIN 25MAY2023	577	-1.88	64675500	10.56
ZYDUSLIFE 25MAY2023	509.35	-2.12	7488000	10.17
GRANULES 25MAY2023	277.7	-3.17	8404000	8.75
GAIL 25MAY2023	105.95	-3.86	64123200	8.4

Top 10 short build up stocks

Scrip	LTP	%Chg	OI	%ChgOI
LICHSGFIN 25MAY2023	365.5	-1.34	19356000	-8.19
ESCORTS 25MAY2023	2082.9	-1.55	1349975	-5.99
IGL 25MAY2023	480.2	-1.1	7559750	-5.42
PVRINOX 25MAY2023	1376.55	0.65	3405776	-4.96
GNFC 25MAY2023	594.85	-9.16	6523400	-4.44
IRCTC 25MAY2023	615	-1.33	12523875	-3.84
LTTS 25MAY2023	3838.8	0.26	854200	-3.78
HDFCBANK 25MAY2023	1646.55	0.34	58153150	-3.46
BALRAMCHIN 25MAY2023	384	0.51	7366400	-3.44
BALKRISIND 25MAY2023	2192	-0.92	1685700	-3.17

Indices to out perform

Scrip	Closing	% change
Private Bank	22214.60	+0.32
Finn Services	19363.75	+0.32
I.T.	27892.55	-0.18
Metal	20450.70	-0.66

Indices to under perform

Scrip	Closing	%change
Realty	454.75	-2.37
PSU Bank	3959.15	-1.90
Pharma	12241.35	-1.27
Oil & Gas	7435.85	-1.10

Stocks to out perform

Scrip	Closing	% change
CESC	71.85	+3.23
CHOLAFIN	1042.30	+3.03
AU BANK	747.60	+2.29
BAJAJ FINANCE	6789	+1.26

Stocks to under perform

Scrip	Closing	%change
GODREJ PROP	1309.15	-5.39
ATGL	666.65	-5.00
ADANITRANS.	751.60	-4.86
COROMENDAL	943	-3.75

Top 10 High PCR Ratio Stocks

Scrip	Put	Call	P/C Ratio
INDUSINDBK	11951650	7446150	1.61
BAJAJ-AUTO	2122250	1678250	1.26
ABB	1673000	1428500	1.17
CHOLAFIN	7911250	6868750	1.15
AUBANK	5409000	4780000	1.13
MIDCPNIFTY	133200	122025	1.09
ICICIBANK	18022200	17147900	1.05
AXISBANK	18986900	19218375	0.99
HDFCLIFE	6417400	6539500	0.98
LUPIN	4842450	4939350	0.98

Top 10 Low PCR Ratio Stocks

Description	Put	Call	P/C Ratio
BOSCHLTD	43400	218550	0.2
SUNTV	1396500	5758500	0.24
ABBOTINDIA	10960	40640	0.27
SBILIFE	1821750	6144000	0.3
SRF	737250	2400750	0.31
GRANULES	3004000	9344000	0.32
BALRAMCHIN	2972800	8928000	0.33
LT	5724000	17473500	0.33
POWERGRID	8062200	24594300	0.33
TATACOMM	632500	1912000	0.33

Top 30 High Delivery Stocks

Company	Deliverable Qty	Traded Qty	% Dly Qty To Trd Qty
ERIS	117290	124203	94.43
NUVOCO	548396	594459	92.25
FLUOROCHEM	125086	138218	90.5
JBCHEPHARM	69402	80234	86.5
SUNDARMFIN	66882	83590	80.01
360ONE	919832	1159692	79.32
GARFIBRES	32081	40465	79.28
SUVENPHAR	100240	127367	78.7
SUPREMEIND	74125	95593	77.54
PHOENIXLTD	170924	220453	77.53
CONCOR	1285964	1677962	76.64
PIDILITIND	301837	394341	76.54
GLAXO	95052	124231	76.51
EICHERMOT	932408	1235091	75.49
RADICO	111402	151218	73.67
TCNSBRANDS	401343	550708	72.88
DABUR	1149353	1579098	72.79
MAHLOG	42355	58289	72.66
METROBRAND	97262	134102	72.53
KEC	1007574	1398040	72.07
ALKEM	268496	373242	71.94
BLUEDART	11888	16576	71.72
SCHAEFFLER	58502	81806	71.51
TMB	61132	85807	71.24
KANSAINER	310787	436436	71.21
CHOLAHLDNG	195654	275123	71.12
APTUS	99152	139436	71.11
ACI	71079	100237	70.91
KEI	209308	296751	70.53
AAVAS	136939	194712	70.33

52-week high stocks

Company	Price (Rs)	Day High
Jindal Saw	185.75	198.35
Chola Invest & Fin.	1,042.30	1,049.95
EIH	207.65	218.5
AU Small Fin. Bank	747.6	754.9
Max Healthcare Inst	534.2	536
Poonawalla Fincorp	336	342.9
MTAR Technologies	1,896.25	2,011
Interglobe Aviation	2,264.65	2,332.95
Exide Inds	205.75	208.65
Can Fin Homes	675.45	698.55

52-week low stocks

Company	Price	Day's Low
Aditya Birla Fashion	193.7	192
Ipca Laboratories	675.15	670.6
Bheema Cements	63.62	62
Tashi India	116.5	116
ButterflyGandhimathi	1,047.95	1,046.10
Cineline India	81.4	81
Cerebra Integ. Tech	6.65	6.6
Accuracy Shipping	11.95	11.6
Dangee Dums	13	12.7
White Organic Retail	15.96	15.96

VP – Head Research - Dr. Ravi Singh
Mob: +919810313561
Email ID: ravi.singh@shareindia.com

Disclosure:

We, research team at Share India Securities Ltd. (SISL), authors and the names subscribed to this report, hereby certify that all of the views expressed in this research report accurately reflect our views about the subject issuer(s) or securities. SISL has no material adverse disciplinary history as on the date of publication of this report. We also certify that no part of our compensation was, is, or will be directly or indirectly related to the specific recommendation(s) or view(s) in this report.

We state that Research Analyst or his/her relative or SISL may have any financial interest in the subject company. Also Research Analyst or his relative or SISL or its Associate may have beneficial ownership of 1% or more in the subject company at the end of the month immediately preceding the date of publication of the Research Report.

Further, Research Analyst or his relative or SISL or its associate a) does not have any material conflict of interest at the time of publication of the research report; b) has not managed or co-managed public offering of securities for the subject company in the past twelve months; c) has not received any compensation for investment banking or merchant banking or brokerage services or for any other product/s or service/s or for any other reason whatsoever from the subject company in the past twelve months; d) has not received any compensation or other benefits from the subject company or third party in connection with the research report; e) has not served as an officer, director or employee of the subject company; and f) has not been engaged in market making activity for the subject company.

SISL is a SEBI Registered Research Analyst having registration no. INH100005011.

Disclaimer:

This report has been prepared by SISL and is meant for sole use by the recipient and not for circulation. The information and opinions contained herein have been compiled or arrived at, based upon information obtained in good faith from sources believed to be reliable.

Such information has not been independently verified and no guaranty, representation of warranty, express or implied, is made as to its accuracy, completeness or correctness. All such information and opinions are subject to change without notice. This document is for information purposes only. Descriptions of any company or companies or their securities mentioned herein are not intended to be complete and this document is not, and should not be construed as an offer or solicitation of an offer, to buy or sell any securities or other financial instruments.

This report is not directed to, or intended for display, downloading, printing, reproducing or for distribution to or use by, any person or entity who is a citizen or resident or located in any locality, state, country or other jurisdiction where such distribution, publication, reproduction, availability or use would be contrary to law or regulation or what would subject SISL or its affiliates to any registration or licensing requirement within such jurisdiction.

If this report is inadvertently sent or has reached any individual in such country, especially, USA, the same may be ignored and brought to the attention of the sender. This document may not be reproduced, distributed or published for any purposes without prior written approval of SISL.

Foreign currencies denominated securities, wherever mentioned, are subject to exchange rate fluctuations, which could have an adverse effect on their value or price, or the income derived from them. In addition, investors in securities such as ADRs, the values of which are influenced by foreign currencies effectively assume currency risk.

It should not be considered to be taken as an offer to sell or a solicitation to buy any security. SISL may from time to time solicit from, or perform broking, or other services for, any company mentioned in this mail and/or its attachments.

SISL and its affiliated company(s), their directors and employees may; (a) from time to time, have a long or short position in, and buy or sell the securities of the company(s) mentioned herein or (b) be engaged in any other transaction involving such securities and earn brokerage or other compensation or act as a market maker in the financial instruments of the company(s) discussed herein or act as an advisor or lender/borrower to such company(s) or may have any other potential conflict of interests with respect to any recommendation and other related information and opinions.

SISL, its directors, analysts or employees do not take any responsibility, financial or otherwise, of the losses or the damages sustained due to the investments made or any action taken on basis of this report, including but not restricted to, fluctuation in the prices of shares and bonds, changes in the currency rates, diminution in the NAVs, reduction in the dividend or income, etc.

SISL and other group companies, its directors, associates, employees may have various positions in any of the stocks, securities and financial instruments dealt in the report, or may make sell or purchase or other deals in these securities from time to time or may deal in other securities of the companies / organizations described in this report.

SISL is a Member of National Stock Exchange of India Limited (NSE), BSE Ltd (Bombay Stock Exchange), Multi Commodity Exchange of India Limited (MCX), National Commodity and Derivatives Exchange Limited (NCDEX), Indian Commodity Exchange Limited (ICEX) and has Depository Participant affiliation with Central Depositories Services (India) Limited (CDSL). It is a SEBI registered Portfolio Manager and SEBI registered Research Analyst [SEBI Reg. No. INB/F/E 231079832, INB/F/E 011079838, IN-DP-32-2015, AMFI Reg. No. ARN: 78041, SEBI Research Analyst Reg. No.: INH100005011, CIN - L67120G1994PLC115132]